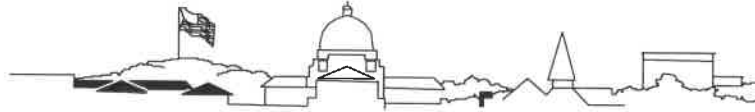


# CITY OF ALTOONA



## 2024 OPERATING BUDGET ADOPTED DECEMBER 4, 2023 ORDINANCE #5809

**MAYOR – MATT PACIFICO  
VICE-MAYOR – JESSE ICKES  
COUNCIL MEMBER – RON BEATTY  
COUNCIL MEMBER – DAVE BUTTERBAUGH  
COUNCIL MEMBER – MITCH COOPER  
COUNCIL MEMBER – DAVE ELLIS  
COUNCIL MEMBER – BRUCE KELLEY**

**CITY MANAGER – OMAR STROHM**

## 2024 BUDGET - TABLE OF CONTENTS


<u>TITLE</u>	<u>SECTION</u>
City Manager's Budget Letter	
2024 Budgeted Revenues	Chart #1
2024 Summary of Receipts	Schedule #1
2024 Budgeted Expenditures	Chart #2
2024 Summary of Expenditures	Schedule #2
Real Estate Tax History	Graph #1
Earned Income Tax History	Graph #2
Full-Time Positions	Schedule #3
Budgeted Revenues	Department 01-000
Mayor and Council	Department 01-400
City Manager	Department 01-401
Financial Administration	Department 01-402
Tax Collection	Department 01-403
Legal Services	Department 01-404
City Clerk	Department 01-405
Human Resources	Department 01-406
Information Technology	Department 01-407
General Government Building & Plant	Department 01-409
Police	Department 01-410

**TITLE**

**SECTION**

Fire	Department 01-411
Codes and Inspections	Department 01-413
Emergency Management and Communications	Department 01-415
Police Non – Uniformed	Department 01-419
Solid Waste & Recycling	Department 01-426
Lighting and Signals	Department 01-434
Fleet Maintenance	Department 01-437
Highways & Streets	Department 01-438
Stormwater Management & Flood Plain	Department 01-446
Public Transportation	Department 01-447
Culture and Recreation	Department 01-451
Shade Tree Commission	Department 01-455
Planning and Community Development	Department 01-462
Debt Service	Department 01-472
Pension Contribution	Department 01-483
Insurance, Casualty, and Surety	Department 01-486
Miscellaneous Expenditures	Department 01-489
Transfers	Department 01-492
2024 Capital Budget	
2024 Highway Aid Budget	

**CITY MANAGER'S LETTER**

**To:** Mayor and City Council  
**From:** Omar Strohm, City Manager   
**Subject:** 2024 General Fund Budget  
**Date:** December 14, 2023

The adopted 2024 General Fund Budget is approximately \$38.2 million. Using money from the American Rescue Plan Act (ARPA), this budget reconstitutes a number of the positions in the workforce that were eliminated at the beginning of 2021 due, at least in part, to the anticipated negative effects of the pandemic. The 2024 City Budget continues this reconstitution effort. As presented, the budget is balanced. This Budget uses approximately \$1 million in ARPA funds to maintain the workforce reconstitution, and also includes the addition of additional monies anticipated to be received through a 0.5 mil increase in Real Estate Tax designed, at least in part, to serve as a fiscal hedge in anticipation of the exhaustion of the timeline for use of ARPA funds, which occurs at the end of 2024. Additionally, more than \$6 million in ARPA funds available for general government services has been allocated to fund the City's 2024 Capital Budget. By using eligible ARPA monies to fund the 2024 Capital Budget, the City is able to forego the issuance of additional debt for this purpose.

**Workforce Reconstitution**

This Budget provides for the continued reconstitution of certain positions within the workforce, which is clearly defined as an eligible use of ARPA funds in the guidance provided by the U.S. Treasury Department. This workforce re-formation includes positions in the Finance Department, Police Department, the Codes and Inspections Department, the IT Department, and the Community Development Department. Specifically included in this Budget is the re-creation of four (4) positions in the Police Department, one position in the Finance Department, an administrative assistant in the Fire Department, creation of multiple positions in the Community Development Department, and a Zoning Officer in Codes and Inspections. These positions will be funded using monies available through ARPA. As I mentioned in prior budget letters, it is important to understand that these positions are not proposed for re-creation simply "because we can" through available federal funds, but because each position

**fulfills a need that is either not currently fulfilled, achieved only in-part, and/or is happening only through the use of unsustainably high amounts of overtime. This remains true as we move forward into 2024.**

### **Personnel Costs**

**As you know, wages and benefits associated with collective bargaining have been established. These increases will amount to a general 4% increase in wages for uniformed employees in the Police Department and Fire Department, and a 3% increase in wages for all non-uniformed employees. Health insurance rates will increase by 5% in 2024 for all active eligible employees.**

### **Pension Funding**

**For twenty-five years, the City funded the minimum obligation to its pension funds solely through revenues received from aid for municipal pensions provided by the state of Pennsylvania, and transfers-in from the City's Act 205 Pension Fund. In 2021, due to a directive received from the Office of the Pennsylvania Auditor General, the City began funding a portion of its pension obligation from other sources (i.e., the General Fund). The amount of this contribution equaled just over \$707,000 in 2021, slightly more than \$807,000 in 2022, jumped to \$978,000 in 2023, and is budgeted to decrease slightly to approximately \$975,500 in 2024.**

### **Taxes and Services**

**This Budget includes a 0.50 mil increase in Real Estate Tax for 2024. All other tax levies have remained at 2023 levels. All other fees and permit costs have also remained at the 2023 rate. Due to the revenue increase associated with a higher Real Estate tax levy, and continued prudent use of ARPA funds, the City is anticipated to be able to continue to fund important positions that should maintain current levels of service through the coming year. However, increasing costs associated with service delivery will continue to place stress on the organization moving forward.**

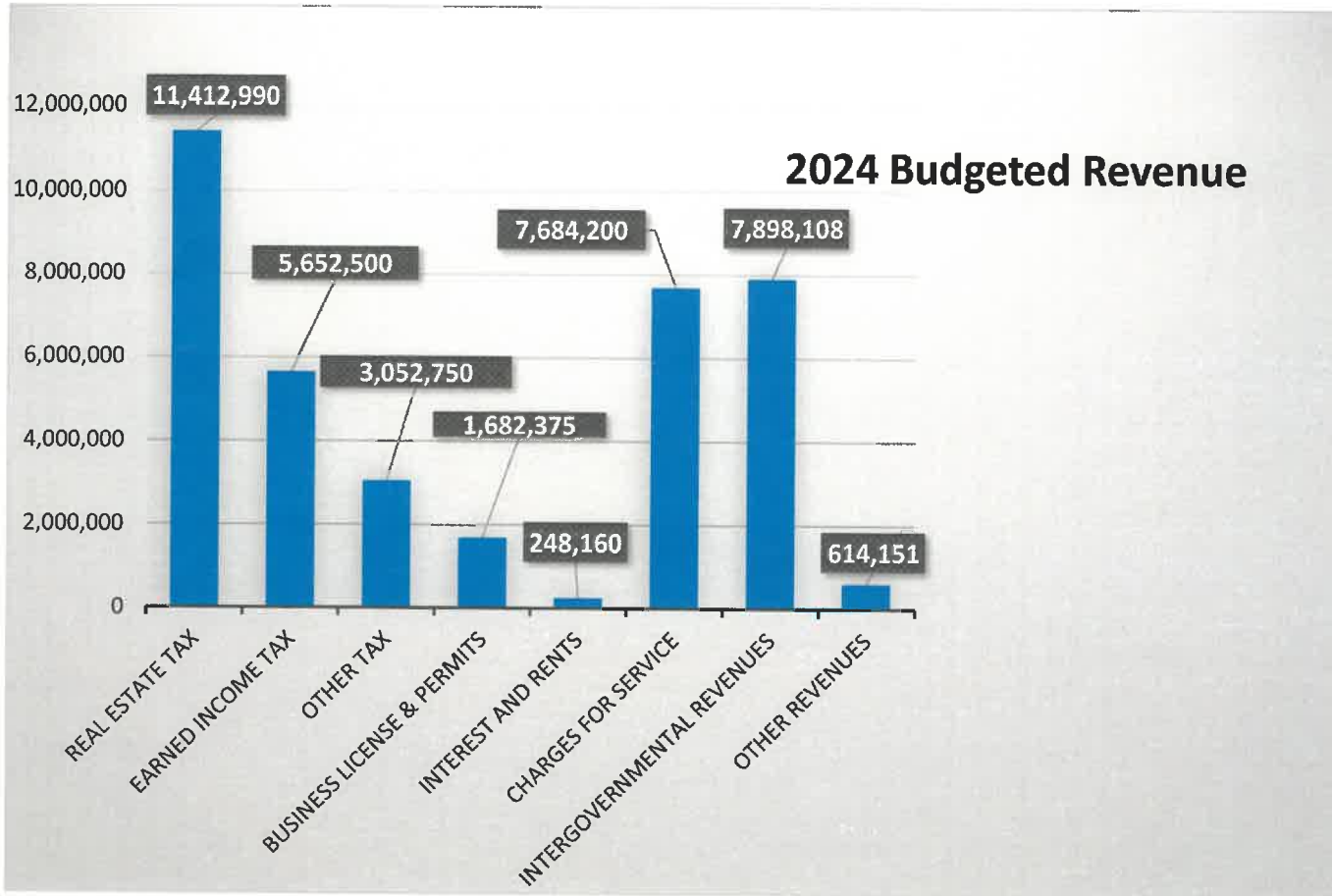
### **In Summary**

**I want to thank the Mayor and Councilmembers, as well as key staff members who helped to put the 2024 Budget together. I believe the 2024 Budget provides a solid fiscal plan for the year ahead.**



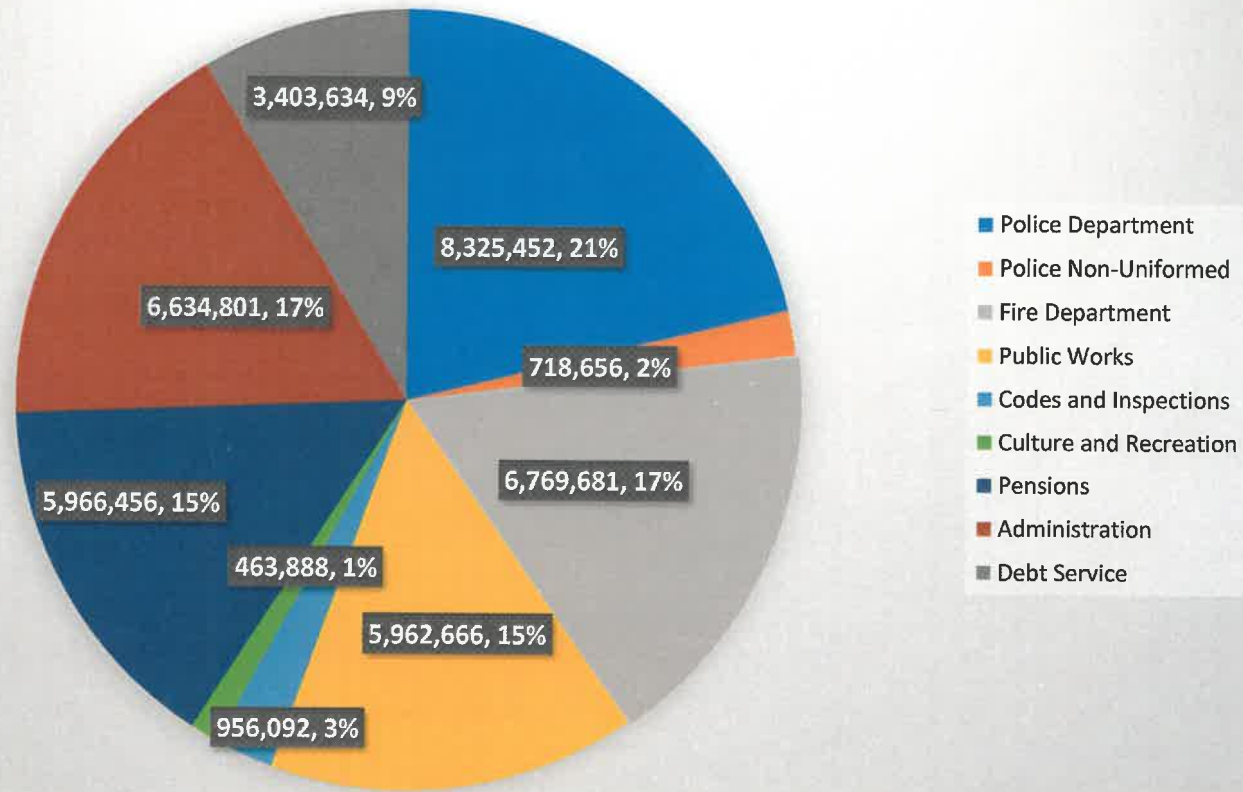
ALTOONA CITY HALL

ALTOONA CITY HALL



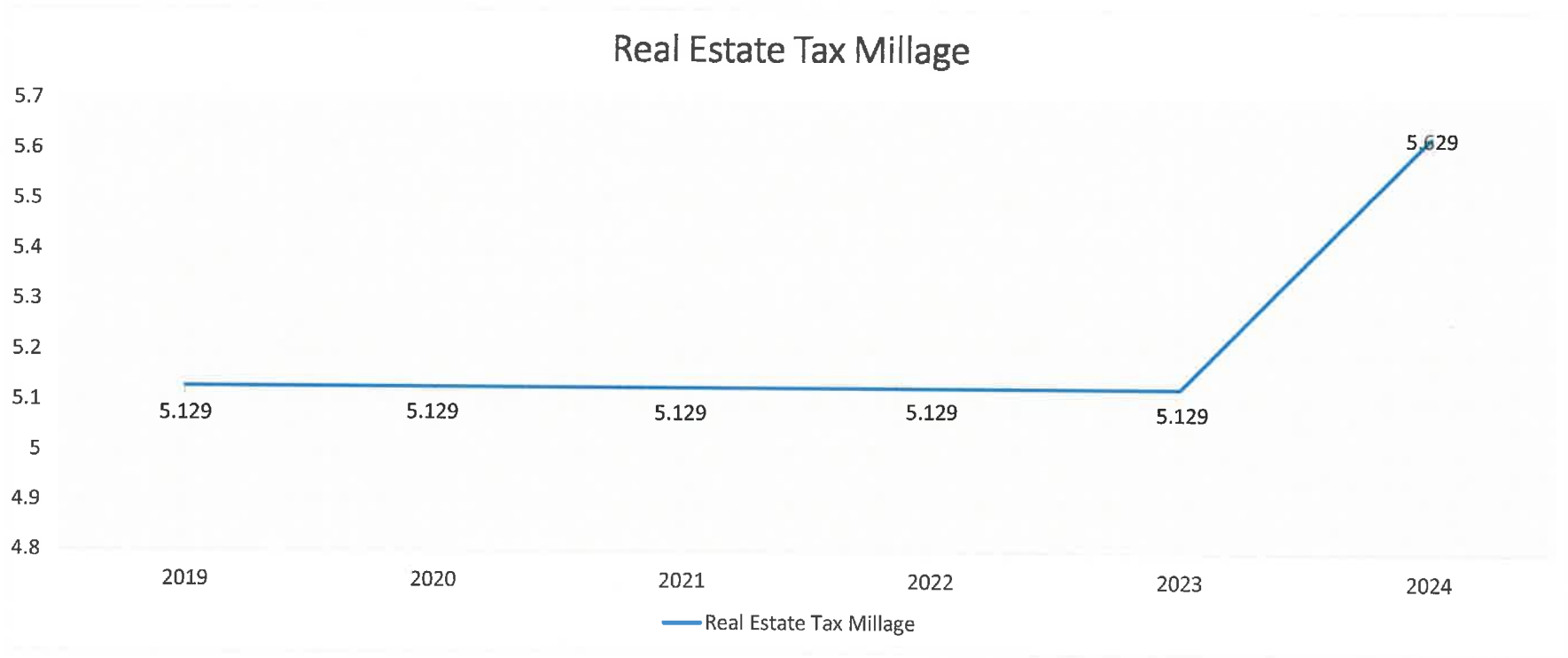


## 2024 Budgeted Expenditures



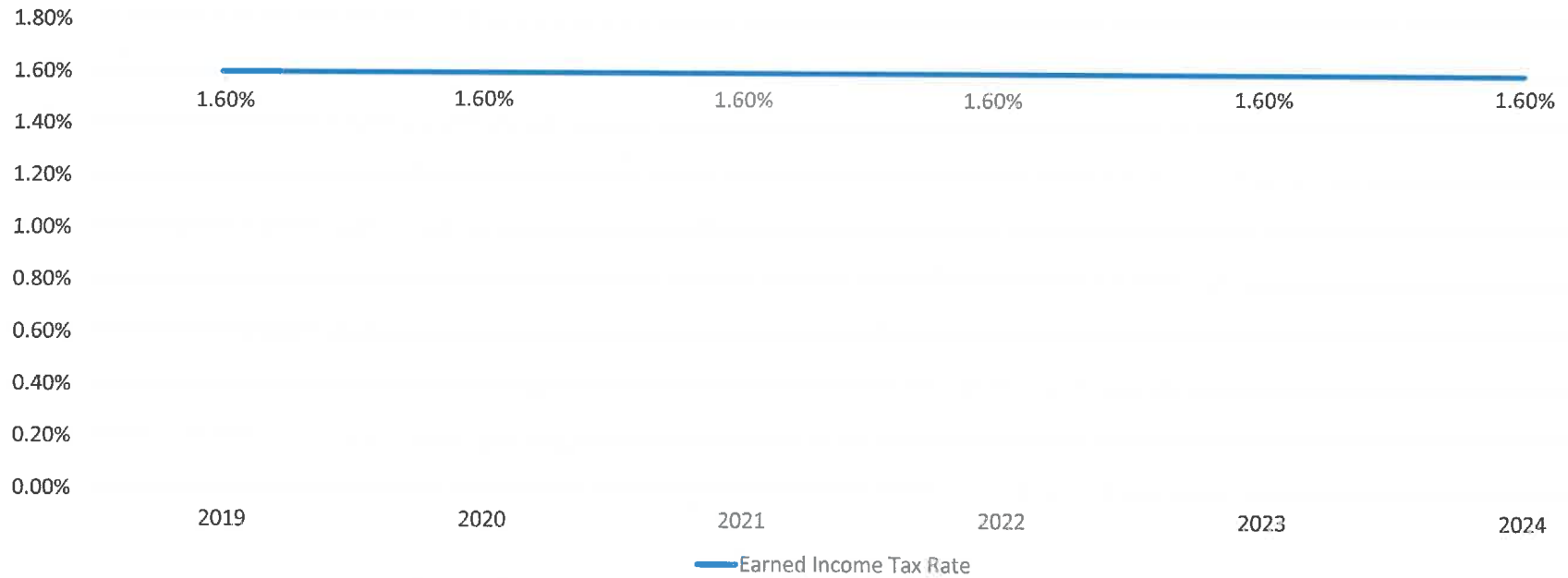


# Real Estate Tax History



# Earned Income Tax History

Earned Income Tax Rate



## BUDGETED FULL-TIME POSITIONS

<u>Title</u>	<u>Total Positions</u>	<u>Title</u>	<u>Total Positions</u>
<b><u>ADMINISTRATION</u></b>		<b><u>CODES AND INSPECTIONS</u></b>	
City Manager	1	Department Director	1
Executive Secretary	1	Building Inspector	1
City Clerk	1	Department Staff	10
IT Director	1	<b>TOTAL</b>	<b>12</b>
IT Staff	2	<b><u>POLICE NON-UNIFORMED</u></b>	
<b>TOTAL</b>	<b>6</b>	Office Supervisor	1
<b><u>HUMAN RESOURCES</u></b>		Dog Law Officer	1
Department Director	1	Department Staff	6
Department Manager	1	<b>TOTAL</b>	<b>8</b>
Department Staff	1	<b><u>COMMUNITY DEVELOPMENT</u></b>	
<b>TOTAL</b>	<b>3</b>	Department Director	1
<b><u>FINANCE</u></b>		Deputy Director	1
Department Director	1	Department Staff	7
Deputy Director	1	<b>TOTAL</b>	<b>9</b>
Department Staff	3	<b><u>PUBLIC WORKS</u></b>	
<b>TOTAL</b>	<b>5</b>	Department Director	1
<b><u>FIRE DEPARTMENT</u></b>		Superintendent	1
Fire Chief	1	Department Staff	55
Deputy Chief	1	<b>TOTAL</b>	<b>57</b>
Fire Inspector	1	<b><u>POLICE DEPARTMENT</u></b>	
Department Staff	54	Police Chief	1
<b>TOTAL</b>	<b>57</b>	Deputy Chief	1
<b>TOTAL FULL-TIME EMPLOYEES</b>		Department Staff	64
		<b>TOTAL</b>	<b>66</b>
		<b>223</b>	

**2024 GENERAL FUND BUDGET - SUMMARY OF RECEIPTS**

<b><u>REVENUE CATEGORY</u></b>	<b>2021 ACTUAL</b>	<b>2022 ACTUAL</b>	<b>2023 ADOPTED BUDGET</b>	<b>2023 YEAR-END ESTIMATE</b>	<b>2024 PROJECTED BUDGET</b>
<b>Taxes</b>	<b>\$ 18,546,419</b>	<b>\$ 19,298,568</b>	<b>\$ 18,406,190</b>	<b>\$ 18,934,250</b>	<b>\$ 20,118,240</b>
<b>Licenses and Permits</b>	<b>\$ 1,612,574</b>	<b>\$ 1,558,568</b>	<b>\$ 1,677,330</b>	<b>\$ 1,671,750</b>	<b>\$ 1,682,375</b>
<b>Fines and Forfeits</b>	<b>\$ 89,506</b>	<b>\$ 85,832</b>	<b>\$ 91,850</b>	<b>\$ 87,150</b>	<b>\$ 87,150</b>
<b>Interest &amp; Rents</b>	<b>\$ 172,429</b>	<b>\$ 175,935</b>	<b>\$ 186,915</b>	<b>\$ 227,165</b>	<b>\$ 248,160</b>
<b>Intergovernmental Revenues</b>	<b>\$ 8,223,820</b>	<b>\$ 6,689,540</b>	<b>\$ 7,313,987</b>	<b>\$ 8,210,610</b>	<b>\$ 7,828,108</b>
<b>Charges for Service</b>	<b>\$ 6,859,863</b>	<b>\$ 6,995,635</b>	<b>\$ 7,466,050</b>	<b>\$ 7,493,955</b>	<b>\$ 7,684,200</b>
<b>Other</b>	<b>\$ 26,066,987</b>	<b>\$ 757,626</b>	<b>\$ 629,113</b>	<b>\$ 693,067</b>	<b>\$ 597,001</b>
<b>TOTAL RECEIPTS</b>	<b><u>\$ 61,571,598</u></b>	<b><u>\$ 35,561,704</u></b>	<b><u>\$ 35,771,435</u></b>	<b><u>\$ 37,317,947</u></b>	<b><u>\$ 38,245,234</u></b>

**2024 GENERAL FUND BUDGET - SUMMARY OF EXPENDITURES**

<b>EXPENDITURE CATEGORY</b>	<b>2021 ACTUAL</b>	<b>2022 ACTUAL</b>	<b>2023 ADOPTED BUDGET</b>	<b>2023 YEAR-END ESTIMATE</b>	<b>2024 PROJECTED BUDGET</b>
<b>Mayor And Council</b>	\$ 149,627	\$ 162,565	\$ 184,578	\$ 179,507	\$ 185,743
<b>City Manager</b>	\$ 320,596	\$ 208,193	\$ 223,377	\$ 221,697	\$ 255,534
<b>Financial Administration</b>	\$ 548,298	\$ 499,059	\$ 537,189	\$ 542,002	\$ 570,642
<b>Tax Collection</b>	\$ 114,471	\$ 119,730	\$ 136,500	\$ 136,189	\$ 138,100
<b>Legal Services</b>	\$ 162,908	\$ 260,796	\$ 174,900	\$ 133,850	\$ 148,500
<b>City Clerk</b>	\$ 80,606	\$ 108,010	\$ 110,078	\$ 109,478	\$ 111,502
<b>Human Resources</b>	\$ 603,798	\$ 728,548	\$ 871,331	\$ 763,373	\$ 849,028
<b>Information Technology</b>	\$ 445,862	\$ 525,043	\$ 685,476	\$ 789,482	\$ 750,197
<b>General Government Buildings and Plant</b>	\$ 247,453	\$ 239,903	\$ 266,814	\$ 321,930	\$ 290,174
<b>Police</b>	\$ 6,447,440	\$ 7,064,785	\$ 7,627,828	\$ 7,621,823	\$ 8,325,452
<b>Fire</b>	\$ 8,231,956	\$ 6,809,841	\$ 6,369,118	\$ 6,327,007	\$ 6,769,681
<b>Codes and Inspections</b>	\$ 682,585	\$ 691,794	\$ 804,699	\$ 746,190	\$ 956,092
<b>Emergency Management &amp; Communications</b>	\$ 1,427	\$ 159	\$ 1,000	\$ -	\$ 1,000
<b>Police / Non-Uniform</b>	\$ 603,668	\$ 648,197	\$ 701,572	\$ 703,470	\$ 718,656

<b>EXPENDITURE CATEGORY</b>	<b>2021 ACTUAL</b>	<b>2022 ACTUAL</b>	<b>2023 ADOPTED BUDGET</b>	<b>2023 YEAR-END ESTIMATE</b>	<b>2024 PROJECTED BUDGET</b>
<b>Solid Waste &amp; Recycling</b>	\$ 56,362	\$ 55,084	\$ 55,000	\$ 55,150	\$ 55,150
<b>Public Works - Lighting and Signals</b>	\$ 495,583	\$ 673,015	\$ 517,769	\$ 787,784	\$ 500,479
<b>Public Works - Fleet Maintenance</b>	\$ 636,347	\$ 789,690	\$ 969,510	\$ 840,700	\$ 905,437
<b>Public Works - Highways &amp; Streets</b>	\$ 3,334,533	\$ 3,569,774	\$ 3,939,763	\$ 4,517,027	\$ 3,958,795
<b>Stormwater Management &amp; Flooplain</b>	\$ 276,584	\$ 282,758	\$ 183,384	\$ 306,458	\$ 307,781
<b>Public Transportation</b>	\$ 143,891	\$ 148,208	\$ 152,654	\$ 152,654	\$ 157,234
<b>Culture and Recreation</b>	\$ 406,587	\$ 410,112	\$ 416,188	\$ 412,138	\$ 463,888
<b>Planning / Community Development</b>	\$ 605,867	\$ 486,763	\$ 894,855	\$ 661,891	\$ 743,263
<b>Debt Service</b>	\$ 29,099,158	\$ 3,053,808	\$ 3,404,810	\$ 3,404,809	\$ 3,403,634
<b>Pension Contribution</b>	\$ 5,410,377	\$ 5,402,658	\$ 5,689,374	\$ 5,689,374	\$ 5,966,456
<b>Insurance, Casualty, and Surety</b>	\$ 303,683	\$ 310,780	\$ 409,336	\$ 316,614	\$ 342,250
<b>Miscellaneous Expenditures</b>	\$ 185,658	\$ 75,410	\$ 269,332	\$ 266,000	\$ 140,576
<b>Other Financial Uses</b>	\$ -	\$ 137,116	\$ 175,000	\$ 175,000	\$ 1,229,990
<b>TOTAL EXPENDITURES</b>	<b>\$ 59,595,325</b>	<b>\$ 33,461,799</b>	<b>\$ 35,771,435</b>	<b>\$ 36,181,597</b>	<b>\$ 38,245,234</b>

GL NUMBER	DESCRIPTION	2021 ACTIVITY	2022 ACTIVITY	2023 ADOPTED BUDGET	2023 ACTIVITY THRU 10/09/23	2023 YEAR-END ESTIMATE	2024 PROJECTED BUDGET
<b>Fund 01 - GENERAL FUND</b>							
<b>Dept 000 - NON DEPARTMENTAL</b>							
<b>TAXES</b>							
01-000-301.100	PROPERTY TAX - CURRENT	9,602,445	9,655,006	9,500,000	9,042,021	9,600,000	10,734,990
01-000-301.400 **	PROPERTY TAX - DELINQUENT AT PENALTY	721,544	670,933	688,940	399,508	600,000	580,000
01-000-301.401	PROPERTY TAX - DELNQ. PENALTY & INTEREST	104,606	100,940	95,000	66,206	98,000	98,000
	<b>TAXES</b>	<b>10,428,595</b>	<b>10,426,879</b>	<b>10,283,940</b>	<b>9,504,656</b>	<b>10,298,000</b>	<b>11,412,990</b>
<b>ACT 511 TAXES</b>							
01-000-310.010 **	PER CAPITA TAX	216,725	205,085	195,000	153,385	195,000	195,000
01-000-310.100 **	REAL ESTATE TRANSFER TAX	493,419	506,252	430,000	365,185	465,000	465,000
01-000-310.310 **	MERCANTILE TAX	490,806	596,140	555,500	544,139	555,000	555,500
01-000-310.360 **	BUSINESS PRIVILEGE TAX	574,418	720,435	575,000	674,182	700,000	700,000
01-000-310.361 **	BUSINESS PRIVILEGE RENTAL TAX	82,115	98,774	88,000	85,964	102,000	107,500
01-000-310.410 **	FLAT RATE OCCUPATION TAX	78,990	80,163	79,000	55,268	78,500	77,000
01-000-310.510 **	LOCAL SERVICES TAX	915,714	861,803	905,000	468,354	890,000	905,000
01-000-310.610 **	AMUSEMENT TAX	185	253	250	250	250	250
01-000-310.710 **	MECHANICAL DEVICE LICENSES	34,850	41,175	43,000	46,540	47,500	47,500
	<b>ACT 511 TAXES</b>	<b>2,887,222</b>	<b>3,110,080</b>	<b>2,870,750</b>	<b>2,352,856</b>	<b>3,033,250</b>	<b>3,052,750</b>
<b>EARNED INCOME TAXES</b>							
01-000-310.020 **	EARNED INCOME TAXES	5,225,444	5,757,966	5,250,000	3,276,369	5,600,000	5,650,000
01-000-310.025 **	EARNED INCOME TAX - ACT 47	5,158	3,643	1,500	2,519	3,000	2,500
	<b>EARNED INCOME TAXES</b>	<b>5,230,602</b>	<b>5,761,609</b>	<b>5,251,500</b>	<b>3,278,888</b>	<b>5,603,000</b>	<b>5,652,500</b>
<b>LICENSES &amp; PERMITS</b>							
01-000-321.301	ROOM & BOARD LICENSES	900	300	900	25	500	500
01-000-321.302	DOG LICENSES	31,551	27,127	31,500	25,500	29,500	29,500
01-000-321.303	MISC ALARM RENTAL	33,705	32,400	32,000	30,645	31,000	31,000
01-000-321.340 **	HAULERS TONNAGE FEE	8,191	6,925	8,000	4,630	6,900	6,900
01-000-321.350 **	SEXUALLY-ORIENTED BUSINESS	250	250	250	250	250	250
01-000-321.351 **	RENTAL LICENSE FEE	296,840	303,480	382,400	356,165	380,000	380,000
01-000-321.352	TOWING PERMIT FEES	2,250	2,750	2,750	3,250	3,250	3,250
01-000-321.400 **	MERCANTILE LICENSE	31,675	39,154	33,480	32,583	33,000	33,000
01-000-321.450 **	BUSINESS PRIVILEGE LICENSE	186,524	195,360	191,300	166,499	192,500	193,000
01-000-321.456 **	PAWN SHOP PERMIT FEES	1,200	1,800	1,600	0	1,600	1,600
01-000-321.600 **	CONTRACTOR LICENSES	13,850	15,300	30,000	26,900	30,000	30,000
01-000-321.601 **	PLUMBING LICENSES	9,000	10,175	9,000	1,675	9,000	9,000



		2021	2022	2023	2023	2023	2024
GL NUMBER	DESCRIPTION	ACTIVITY	ACTIVITY	ADOPTED BUDGET	ACTIVITY THRU 10/09/23	YEAR-END ESTIMATE	PROJECTED BUDGET
01-000-321.602 **	ELECTRICAL LICENSE RENEWAL	14,525	15,150	14,500	14,225	14,500	14,500
01-000-321.800 **	CABLE FRANCHISE FEE	504,080	461,080	475,000	210,210	420,000	420,000
01-000-321.910	PUBLIC PROPERTY/GATHERINGS	600	700	750	1,776	1,900	1,950
01-000-321.912	FESTIVAL/VENDOR LICENSE	230	350	250	820	900	950
01-000-322.300	DRIVEWAY PERMITS	3,375	1,250	3,500	1,725	2,000	2,000
01-000-322.410	ZONING PERMIT FEES	1,490	4,025	5,000	0	0	0
01-000-322.500	STREET OPENING PERMITS	75,150	60,600	100,000	94,050	100,000	100,000
01-000-322.830 **	VACANT BUILDING REGISTRATION	53,000	49,500	45,000	59,700	62,000	62,000
01-000-322.835	FORECLOSED PROPERTY REG. FEE	8,575	11,725	8,500	12,200	13,000	13,000
01-000-322.840	STORM WATER TAP/INSPECTION FEE	250	250	250	1,500	1,500	1,000
01-000-322.850	AFD EXTINGUISHER LICENSE	175	150	150	175	175	175
01-000-322.900 **	HANDICAPPED SIGN FEES	15,180	15,520	18,750	13,540	15,500	15,500
01-000-361.340	ZONING HEARING FEES		8,500	11,500	8,800	10,000	10,000
01-000-361.342	UCC APPEALS BOARD FEES	2,100	2,182	3,000	2,500	3,000	3,000
01-000-361.400	PLAN REVIEW FEES	1,750	500	1,650	3,525	3,700	3,700
01-000-361.500	SALE-ZONING MAPS	0	25	50	0	25	50
01-000-361.510	SALE-CITY MAPS	15	35	50	40	50	50
01-000-361.800	STORM WATER MANAGEMENT REVIEW	0	0	250	0	0	0
01-000-362.410 **	BUILDING PERMITS	149,392	163,081	156,000	150,010	160,000	170,000
01-000-362.420 **	ELECTRICAL PERMITS	43,851	33,878	30,000	29,166	30,000	30,000
01-000-362.421 **	ELECTRICAL RESET INSPECTION	4,608	4,080	3,500	1,944	2,500	3,000
01-000-362.430 **	PLUMBING PERMITS	24,096	25,239	20,000	21,240	25,000	25,000
01-000-362.431 **	MECH CODE PERMITS-(FURNACE)	49,170	19,040	20,000	29,214	35,000	35,000
01-000-362.460 **	UCC FEE	6,656	6,262	6,500	5,112	6,500	6,500
01-000-362.501 **	PROPERTY MAINT REINSPECT FEE	38,370	40,425	30,000	46,650	47,000	47,000
<b>LICENSES &amp; PERMITS</b>		<b>1,612,574</b>	<b>1,558,568</b>	<b>1,677,330</b>	<b>1,342,899</b>	<b>1,671,750</b>	<b>1,682,375</b>
<b>CHARGES FOR SERVICES</b>							
01-000-321.457	REQUESTED REGULATORY SIGN FEES	1,960	0	200	0	200	300
01-000-322.400 **	DUMPSTER FEES	1,500	1,640	1,780	1,360	1,450	1,550
01-000-322.501	GAS CO. RESTORATION FEES	250,682	278,218	250,000	274,175	278,000	265,000
01-000-322.810 **	POLE & CONDUIT FEES	4,120	1,120	720	720	720	1,000
01-000-332.100	LIEN PAYMENTS/SITE MAINT.	1,412	1,849	1,250	1,809	1,900	1,950
01-000-332.101	RESTITUTION DAMAGE-CITY PROP	33,354	44,189	37,500	37,475	40,000	40,000
01-000-359.100 **	WATER AUTHORITY AGREEMENT	5,990,043	6,043,844	6,700,000	0	6,700,000	6,900,000
01-000-361.300	SUBDIVISION-LAND DEVEL FEES	5,200	7,242	6,000	13,600	14,000	10,000
01-000-361.344	ZONING DETERMINATION FEES	465	0	100	0	100	100
01-000-361.410	SEWER CAP INSPECTION FEES	4,700	2,700	3,000	2,300	2,500	3,000
01-000-361.411	FLOODPLAIN REVIEW FEE		3,375	1,500	1,800	1,800	1,000
01-000-361.421	LAND DEVELOPMENT PLAN REVIEWS	9,945	13,264	10,000	5,378	10,000	10,000
01-000-361.710	DUPLICATING SERVICES	19	19	50	20	35	50
01-000-361.750 **	NO LIEN STATEMENT FEES	9,560	9,205	6,700	7,260	7,500	7,500

		2021	2022	2023	2023	2023	2024
GL NUMBER	DESCRIPTION	ACTIVITY	ACTIVITY	ADOPTED BUDGET	ACTIVITY THRU 10/09/23	YEAR-END ESTIMATE	PROJECTED BUDGET
01-000-361.805 **	VACATION OF RIGHT- OF- WAY		300	500	600	1,000	1,000
01-000-361.810 **	STORM WATER MAINTENANCE	10,350	3,000	5,000	11,000	11,000	5,000
01-000-361.921	EMERGENCY RESPONSE FEE - FIRE	48,485	67,125	50,000	32,785	44,000	44,000
01-000-362.110	POLICE RECORDS SEARCH FEES	45	30	0	0	0	0
01-000-362.112	ACCIDENT REPORT FEES	13,950	12,450	13,000	11,220	13,000	13,000
01-000-362.152	FINGERPRINTING FEES	1,080	840	750	570	750	750
01-000-362.200 **	SPECIAL SERVICES FIRE	4,478	2,047	4,000	3,153	4,000	4,000
01-000-362.470	FIRE INSPECTION FEES	58,820	23,400	32,000	11,980	20,000	25,000
01-000-363.100	WATER AUTHORITY RESTORATION FEES	409,695	479,778	342,000	122,575	342,000	350,000
CHARGES FOR SERVICES		6,859,863	6,995,635	7,466,050	534,681	7,493,955	7,684,200
<b>FINES AND FORFEITS</b>							
01-000-331.100	TRAFFIC AND CRIMINAL FINES	69,730	64,319	70,000	39,931	65,000	65,000
01-000-331.101	CRIMINAL FINES - FIRE	0	162	0	0	0	0
01-000-331.111	PARKING TICKETS	1,650	3,890	3,600	3,255	4,000	4,000
01-000-331.121 **	PROPERTY MAINTENANCE VIOLATIONS	18,126	17,461	18,000	9,144	18,000	18,000
01-000-331.122	IRC CITATIONS	0	0	250	0	150	150
FINES AND FORFEITS		89,506	85,832	91,850	52,230	87,150	87,150
<b>INTER GOVERNMENTAL STATE</b>							
01-000-334.912	AUTOMATED RED LIGHT ENFORCE. - ARLE029	0	0	0	13,169	13,169	0
01-000-334.913	AUTOMATED RED LIGHT ENFORCE. - ARLE028	0	119,893	0	0	0	0
01-000-354.211	5TH AVENUE BRIDGE REPAIR	181,198	174,867	0	955,267	955,267	0
01-000-354.303 **	STATE REIMBURSEMENTS - PUBLIC WORKS	14,600	8,917	16,000	8,482	8,482	10,000
01-000-354.306	COVID - 19 PEMA GRANT	40,070	0	0	4,452	0	0
01-000-354.308	2020-2021 FIRE COMMISSIONER GRANT	15,000	0	0	0	0	0
01-000-354.310	2021-2022 FIRE COMMISSIONER GRANT (OSFC)	0	15,000	0	15,000	15,000	0
01-000-354.925	BLAIR COUNTY SAFETY GRANT	1,238	18,152	17,000	13,096	14,500	15,000
01-000-355.010	PUBLIC UTILITY REALTY TAX	23,157	23,149	23,157	22,365	23,150	23,150
01-000-355.040	LIQUOR LICENSES		19,050	17,000	17,700	17,700	17,700
01-000-355.050	STATE AID PENSION CONTRIBUTION	1,669,708	1,657,745	1,657,745	1,859,096	1,859,096	1,859,096
01-000-355.055 **	PENSION REIMB-COLA (AD HOC)	4,575	4,500	4,500	4,475	4,475	4,475
01-000-355.090	MARCELLUS SHALE IMPACT FEE DIST.	1,673	2,787	2,787	3,257	3,257	3,500
01-000-355.100	ACT 90 - 2013 SMALL GAMES OF CHANCE	6,077		4,000	3,816	3,816	3,800
01-000-358.100	BLAIR CTY DRUG TASK FORCE REIMB	133,494	74,898	100,000	126,249	127,500	100,000
01-000-362.471 **	POLICE ACADEMY TRAINING-REIMB	33,857	89,701	50,000	0	0	116,754
01-000-392.350 **	TRANSFER IN-HIGHWAY AID FUNDS	456,700	456,700	456,700	0	456,700	456,700
INTER GOVERNMENTAL STATE		2,581,347	2,665,359	2,348,889	3,046,424	3,502,112	2,610,175
<b>INTEREST, RENTS &amp; ROYALTIES</b>							
01-000-341.040	UNREALIZED GAIN ON INVESTMENTS	3,240	0	0	0	0	0
01-000-341.100	INTEREST ON INVESTMENTS	11,122	32,096	22,000	49,212	62,250	75,000

		2021	2022	2023	2023	2023	2024
GL NUMBER	DESCRIPTION	ACTIVITY	ACTIVITY	ADOPTED BUDGET	ACTIVITY THRU 10/09/23	YEAR-END ESTIMATE	PROJECTED BUDGET
01-000-342.100 **	RENT - IMMIGRATION & CUSTOMS ENFORCEMENT	106,956	89,124	110,156	98,098	110,156	115,663
01-000-342.105 **	RENT - WASTE TRANSFER STATION	51,111	54,715	54,759	37,215	54,759	57,497
	<b>INTEREST, RENTS &amp; ROYALTIES</b>	<b>172,429</b>	<b>175,935</b>	<b>186,915</b>	<b>175,707</b>	<b>227,165</b>	<b>248,160</b>
	<b>OTHER REVENUE</b>						
01-000-341.042	PROCEEDS FROM BOND	25,480,000	0	0	0	0	0
01-000-351.911	RETIREE LIFE INSURANCE REIMB.	6,842	9,612	24,445	9,489	11,496	11,496
01-000-389.100	REVENUE-MISCELLANEOUS	4,864	10,401	5,000	977	2,000	2,500
01-000-389.101	VENDING MACHINE RECEIPTS	242	131	200	127	200	200
01-000-389.110	ARSON DOG CONTRIBUTIONS	0	30,290	2,000	19,721	19,721	0
01-000-389.111	SMALL CELL ANTENNA	0	2,400	5,000	0	1,500	1,500
01-000-389.928	INSURANCE CLAIM PROCEEDS	142,672	119,681	110,000	88,438	110,000	115,000
01-000-389.929	CONTRACTUAL REIMB - POLICE	19,195	(2,129)	0	2,367	3,000	0
01-000-391.100	SALE OF CITY PROPERTY	32,740	77,115	3,000	2,064	25,000	30,000
01-000-392.650	CBRC REIMBURSEMENT	375	530	530	0	0	0
01-000-395.000	EMPLOYEE HEALTH INSURANCE CONTRIBUTION	337,679	337,308	392,438	269,243	325,000	322,655
01-000-395.001	RETIREE HEALTH INSURANCE CONTRIBUTION	42,378	53,345	44,500	36,936	44,325	43,650
	<b>OTHER REVENUE</b>	<b>26,066,987</b>	<b>638,684</b>	<b>587,113</b>	<b>420,870</b>	<b>542,242</b>	<b>527,001</b>
	<b>INTER GOVERNMENTAL LOCAL</b>						
01-000-351.025	FM GLOBAL	2,405	0	0	0	0	0
01-000-351.213	JUSTICE ASSISTANCE GRANT - 2020	13,038	0	0	0	0	0
01-000-351.214	JUSTICE ASSISTANCE GRANT - 2021	9,671	9,856	0	0	0	0
01-000-351.215	JUSTICE ASSISTANT GRANT - 2022	0	24,724	25,276	0	0	0
01-000-358.101 **	BLAIR CTY SOBRIETY CKPT. REIMB	12,270	2,941	7,500	1,177	2,000	2,000
01-000-358.111 **	BLAIR COUNTY HAZMAT	19,581	20,490	20,000	81,309	82,000	20,000
01-000-359.110	HOUSING AUTH.-LIEU OF REAL EST	50,652	50,890	50,890	52,320	52,320	52,320
01-000-359.120 **	PYMTS IN LIEU OF TAX-HOSPITAL	0	226,664	226,664	226,664	226,664	226,664
01-000-359.130	PYMTS IN LIEU OF RE TAX-BON SECOUR	9,444	9,444	9,444	0	9,444	9,444
01-000-362.101	REIMB OFF DUTY EMPLOY-POLICE	3,728	212	3,000	2,920	8,000	15,000
01-000-362.140 **	AASD REIMB. FOR SCHOOL GUARDS (50%)	81,385	94,326	85,054	48,339	82,500	83,760
01-000-387.210	REIMBURSE-OPERATION OUR TOWN	44,330	29,031	50,000	25,973	50,000	50,000
01-000-392.450 **	TRANSFER IN-ACT 205 FUND	2,977,494	2,889,111	3,053,173	2,289,880	3,053,173	3,131,880
01-000-392.525	TRANSFER IN - PUBLIC ACCESS	67,952	66,608	70,800	0	60,550	62,375
01-000-392.530	TRANSFER IN - GRANT MATCH FUND	0	32,342	0	0	0	0
01-000-392.550 **	CDBG NON-PERSONNEL REIMB.	22,183	24,309	35,000	23,697	35,000	35,000
01-000-392.600 **	CDBG REIMBURSEMENT-ALL DEPT	393,193	374,823	458,308	284,187	458,000	464,186
	<b>INTER GOVERNMENTAL LOCAL</b>	<b>3,707,326</b>	<b>3,855,771</b>	<b>4,095,109</b>	<b>3,036,466</b>	<b>4,119,651</b>	<b>4,152,629</b>
	<b>INTER GOVERNMENTAL FEDERAL</b>						
01-000-351.212	BJA FY 20 CORONAVIRUS EMERGENCY SUPPLEME	2,039	0	0	0	0	0
01-000-351.225	TRANSFER IN - AMERICAN RESCUE PLAN (ARP)	0	168,410	864,489	0	583,347	1,058,404

		2021	2022	2023	2023	2023	2024
GL NUMBER	DESCRIPTION	ACTIVITY	ACTIVITY	ADOPTED BUDGET	ACTIVITY THRU 10/09/23	YEAR-END ESTIMATE	PROJECTED BUDGET
01-000-351.916 **	GRANT FOR POLICE VESTS (50%)	0	0	5,500	0	5,500	6,900
01-000-354.309	2019 - 2020 AFG RADIO GRANT	1,933,108	0	0	0	0	0
<b>INTER GOVERNMENTAL FEDERAL</b>		<b>1,935,147</b>	<b>168,410</b>	<b>869,989</b>		<b>588,847</b>	<b>1,065,304</b>
<b>UNASSIGNED REVENUE</b>							
01-000-351.920 **	LOGAN TWP REIMB.	0	95,132	25,000	40,387	45,000	45,000
01-000-354.312	2022-2023 FIRE COMMISSIONER GRANT (OSFC)	0	0	15,000	0	15,000	0
01-000-354.314	2023-2024 FIRE COMMISSIONER GRANT (OSFC)	0	0	0	0	0	15,000
01-000-387.215	OPERATION OUR TOWN K-9 REIMB.	0	0	0	43,391	80,000	0
01-000-389.112	K-9 DOG DONATIONS	0	0	2,000	0	0	0
01-000-389.114	RIGHT OF WAY LICENSE FEES	0	0	0	3,300	3,300	10,000
01-000-389.206	911 ANNIVERSARY FUND GRANT	0	0	0	500	500	0
01-000-392.440	FY 2020 FIRE PREVENTION AND SAFETY GRANT	0	23,810	0	0	0	0
01-000-392.615	RA REIMBURSEMENT	0	0	0	7,025	7,025	0
<b>UNASSIGNED REVENUE</b>			<b>118,942</b>	<b>42,000</b>	<b>94,603</b>	<b>150,825</b>	<b>70,000</b>
<b>TOTAL ESTIMATED REVENUES</b>		<b>61,571,598</b>	<b>35,561,704</b>	<b>35,771,435</b>	<b>23,840,280</b>	<b>37,317,947</b>	<b>38,245,234</b>
310.010	PER CAPITA TAX						
	LEVIED ON CITIZENS AT LEAST 18 YEARS OLD						
310.020	EARNED INCOME TAXES						
	ASSESSED UNDER THE LOCAL TAX ENABLING ACT (LTEA). 0.7% LEVIED ON RESIDENTS AND INCLUDES CURRENT AND DELINQUENT TAXES						
310.025	EARNED INCOME TAX - ACT 47						
	ACT 47 TAX DUE AND COLLECTED FOR PRIOR YEARS						
310.100	REAL ESTATE TRANSFER TAX						
	THE CITY PORTION OF THIS TAX IS EQUAL TO 0.5% OF THE REAL ESTATE VALUE TRANSFERRED.						
310.310	MERCANTILE TAX						
	A GROSS RECEIPTS TAX ON BUSINESSES ENGAGED IN A WHOLESALE OR RETAIL TRADE						

		2021	2022	2023	2023	2023	2024
GL NUMBER	DESCRIPTION	ACTIVITY	ACTIVITY	ADOPTED	ACTIVITY	YEAR-END	PROJECTED
				BUDGET	THRU 10/09/23	ESTIMATE	BUDGET
310.360	BUSINESS PRIVILEGE TAX						
	A GROSS RECEIPTS TAX ON ALL BUSINESSES EXCEPT WHERE MERCANTILE TAX APPLIES						
310.361	BUSINESS PRIVILEGE RENTAL TAX						
	A GROSS RECEIPTS TAX ON RENTAL INCOME. THE CITY LEVIES 1 MIL ON EACH DOLLAR OF RECEIPTS						
310.410	FLAT RATE OCCUPATION TAX						
	\$5 PER EMPLOYED RESIDENT 18 YEARS OF AGE AND OLDER						
310.510	LOCAL SERVICES TAX						
	\$52 PER YEAR, PER EMPLOYEE						
310.610	AMUSEMENT TAX						
	FEE CHARGED ON VARIOUS FORMS OF ENTERTAINMENT THIS SHOULD BE ENFORCED OR REPEALED						
310.710	MECHANICAL DEVICE LICENSES						
	A FEE LEVIED ON JUKEBOXES AND MECHANICAL DEVICES IN BUSINESS ESTABLISHMENTS						
321.340	HAULERS TONNAGE FEE						
	A FEE OF \$.25 IS TO BE PAID ON EVERY TON OF REFUSE AND RECYCLABLES TAKEN TO TRANSFER FACILITY						
321.350	SEXUALLY-ORIENTED BUSINESS						
	ONLY ONE SUCH BUSINESS IN THE CITY						
321.351	RENTAL LICENSE FEE						
	FEE UPDATED AND INCREASED IN 2023						
321.400	MERCANTILE LICENSE						
	\$100 PER LICENSE AND CITY ISSUES NEW LICENSES ONLY						
321.450	BUSINESS PRIVILEGE LICENSE						



		2021	2022	2023	2023	2023	2024
		ACTIVITY	ACTIVITY	ADOPTED	ACTIVITY	YEAR-END	PROJECTED
GL NUMBER	DESCRIPTION			BUDGET	THRU 10/09/23	ESTIMATE	BUDGET
	\$100 PER LICENSE AND CITY ISSUES NEW LICENSES ONLY						
321.456	PAWN SHOP PERMIT FEES						
	PAWN SHOP AND CONSIGNMENT STORE PERMIT FEES						
321.800	CABLE FRANCHISE FEE						
	5% OF GROSS RECEIPTS COLLECTED BY BREEZELINE ON CABLE SERVICE. THE FEE DOES NOT APPLY TO INTERNET SERVICE						
322.400	DUMPSTER FEES						
	CHARGED FOR THE TEMPORARY PLACEMENT OF A DUMPSTER ON PUBLIC RIGHT - OF - WAY						
322.810	POLE & CONDUIT FEES						
	PAID BY PENELEC AND VERIZON FOR EACH POLE IN THE CITY RIGHT-OF-WAY TO WHICH THEIR UTILITY IS ATTACHED						
322.830	VACANT BUILDING REGISTRATION						
	A FEE CHARGED FOR VACANT BUILDINGS IN ACCORDANCE WITH CITY CODE						
322.900	HANDICAPPED SIGN FEES						
	A FEE CHARGED FOR PLACEMENT AND CONTINUOUS MAINTENANCE OF HANDICAPPED SIGNAGE - \$100 FOR SIGNS AND \$20 FOR ANNUAL STICKERS						
331.121	PROPERTY MAINTENANCE VIOLATIONS						
	FEES RECEIVED FROM MDJ FOR COURT FINES RESTITUTION						
342.100	RENT - IMMIGRATION & CUSTOMS ENFORCEMENT						
	THE CITY LEASES A BUILDING TO ICE WITH AN ANNUAL LEASE PAYMENT INCREASE TIED TO THE CPI						
342.105	RENT - WASTE TRANSFER STATION						
	ANNUAL LEASE PAYMENT FOR USE OF THE CITY'S WASTE TRANSFER FACILITY						

		2021	2022	2023	2023	2023	2024
GL NUMBER	DESCRIPTION	ACTIVITY	ACTIVITY	ADOPTED	ACTIVITY	YEAR-END	PROJECTED
				BUDGET	THRU 10/09/23	ESTIMATE	BUDGET
351.916	GRANT FOR POLICE VESTS (50%) GRANT PROCEEDS FOR POLICE VESTS THAT ARE SCHEDULED FOR REPLACEMENT - AT 50% OF TOTAL COST						
351.920	LOGAN TWP REIMB. BASE RETAINER AND ANNUAL LIGHT MAINTENANCE COSTS						
354.303	STATE REIMBURSEMENTS - PUBLIC WORKS FLOODPLAIN AND BRIDGE REIMBURSEMENT 50%						
355.055	PENSION REIMB-COLA (AD HOC) PAYMENTS AMORTIZED OVER A 10 YEAR PERIOD BY THE STATE TO REIMBURSE COSTS OF A COLA MANDATE FOR ELIGIBLE UNIFORMED RETIREES						
358.101	BLAIR CTY SOBRIETY CKPT. REIMB MONIES REIMBURSED TO CITY FOR OFFICERS WORKING SOBRIETY CHECKPOINTS						
358.111	BLAIR COUNTY HAZMAT ANNUAL HAZMAT CONTRACT PAYMENT						
359.100	WATER AUTHORITY AGREEMENT PAYMENT FOR CITY LEASE OF WATER & SEWER FACILITIES TO THE ALTOONA WATER AUTHORITY.						
359.120	PYMTS IN LIEU OF TAX-HOSPITAL PILOT PAID BY UPMC						
361.750	NO LIEN STATEMENT FEES THE SOLICITOR'S OFFICE ISSUES THESE STATEMENTS AND THE FEES ARE REMITTED TO THE CITY						
361.805	VACATION OF RIGHT- OF- WAY APPLICANTS REQUESTING A VACATION OF RIGHT-OF-WAY PAY LEGAL FEES ASSOCIATED WITH THE VACATION						



		2021	2022	2023	2023	2023	2024
GL NUMBER	DESCRIPTION	ACTIVITY	ACTIVITY	ADOPTED	ACTIVITY	YEAR-END	PROJECTED
				BUDGET	THRU 10/09/23	ESTIMATE	BUDGET
361.810	STORM WATER MAINTENANCE						
	FEES RECEIVED THROUGH DEVELOPERS' AGREEMENTS FOR CITY'S REVIEW OF GENERAL SITE LOGISTICS, FLOORPLAIN, AND STORMWATER						
362.140	AASD REIMB. FOR SCHOOL GUARDS (50%)						
	REIMBURSEMENT OF PAYROLL AND CLOTHING COSTS ASSOCIATED WITH SCHOOL CROSSING GUARDS						
362.200	SPECIAL SERVICES FIRE						
	MISCELLANEOUS RECEIVABLES (TENT PERMITS, FIRE EXTINGUISHER TRAINING, CPR TRAINING, ETC.)						
362.410	BUILDING PERMITS						
	FEE BASED ON COST OF CONSTRUCTION FOR BUILDINGS, AND SET FEES FOR DEMOLITION OF RESIDENTIAL AND COMMERCIAL STRUCTURES						
362.420	ELECTRICAL PERMITS						
	REVENUE RECEIVED BASED ON THE SCHEDULE ESTABLISHED BY MIDDLE DEPARTMENT INSPECTION AGENCY (MDIA) AND FOLLOWED BY THE CITY						
362.421	ELECTRICAL RESET INSPECTION						
	POWER RESTORATIONS - MDIA ESTABLISHED THE FEE THAT IS USED						
362.430	PLUMBING PERMITS						
	MDIA ESTABLISHED THE FEE THAT IS USED						
362.460	UCC FEE						
	FEE COLLECTED ON ALL BUILDING PERMITS (\$4.50 PER) AND ISSUED TO THE STATE IN ACCORDANCE WITH THE UNIFORM CONSTRUCTION CODE						
362.471	POLICE ACADEMY TRAINING-REIMB						
	REIMBURSEMENT FOR POLICE OFFICERS RECEIVING ACT 120 TRAINING WHILE EMPLOYED BY THE CITY						
362.501	PROPERTY MAINT REINSPECT FEE						
	FEE CHARGED FOR REINSPECTIONS FOLLOWING ISSUANCE OF VIOLATION NOTICE						


		2021	2022	2023	2023	2023	2024
GL NUMBER	DESCRIPTION	ACTIVITY	ACTIVITY	ADOPTED	ACTIVITY	YEAR-END	PROJECTED
				BUDGET	THRU 10/09/23	ESTIMATE	BUDGET
392.350	TRANSFER IN-HIGHWAY AID FUNDS  REPRESENTS A PARTIAL REIMBURSEMENT FOR PERSONNEL COSTSWITH STREET MAINTENANCE IN THE CITY						
392.450	TRANSFER IN-ACT 205 FUND  THIS AMOUNT REPRESENTS THE LARGEST SOURCE OF PAYMENT OF THE MMO FOR ALL PENSION PLANS						
392.550	CDBG NON-PERSONNEL REIMB.  CDBG FUNDS TO REIMBURSE ELIGIBLE NON-PERSONNEL COSTS ASSOCIATED WITH CDBG PROJECTS						
392.600	CDBG REIMBURSEMENT-ALL DEPT  CDBG FUNDS TO REIMBURSE ELIGIBLE PERSONNEL COSTS ASSOCIATED WITH CDBG PROJECTS						

# 01-400 Mayor and Council



		2021	2022	2023	2023	2023	2024
GL NUMBER	DESCRIPTION	ACTIVITY	ACTIVITY	ADOPTED	ACTIVITY	YEAR-END	PROJECTED
				BUDGET	THRU 10/09/23	ESTIMATE	BUDGET
<b>APPROPRIATIONS</b>							
<b>Dept 400 - MAYOR AND COUNCIL</b>							
01-400-410.105	SALARY - MAYOR	75,289	75,000	75,000	57,692	75,000	75,000
01-400-410.106	SALARIES-COUNCIL	30,000	30,000	30,000	21,667	30,000	30,000
01-400-410.115	SALARIES - PART-TIME STAFF	0	8,610	23,400	16,455	23,400	24,102
01-400-410.192	FICA/SOCIAL SECURITY	6,107	6,639	7,961	5,641	7,961	8,004
01-400-410.193	MEDICARE	1,428	1,553	1,862	1,314	1,862	1,872
01-400-410.196	HEALTH INSURANCE	16,256	16,287	16,855	13,437	16,855	18,197
01-400-420.240	GENERAL OPERATING SUPPLIES	176	425	500	42	500	500
01-400-440.420	MEMBERSHIPS - COUNCIL	13,340	14,081	15,000	14,068	14,068	14,068
01-400-440.422	MEMBERSHIPS - MAYOR	4,480	4,627	5,000	4,748	4,748	5,000
01-400-440.460	TRAVEL/TRAINING - COUNCIL	382	1,071	4,000	100	113	4,000
01-400-440.464	TRAVEL/TRAINING - MAYOR	2,169	4,272	5,000	2,116	5,000	5,000
<b>Totals for dept 400 - MAYOR AND COUNCIL</b>		<b>149,627</b>	<b>162,565</b>	<b>184,578</b>	<b>137,280</b>	<b>179,507</b>	<b>185,743</b>

# 01-401 – City Manager



		2021	2022	2023	2023	2023	2024
GL NUMBER	DESCRIPTION	ACTIVITY	ACTIVITY	ADOPTED	ACTIVITY	YEAR-END	PROJECTED
				BUDGET	THRU 10/09/23	ESTIMATE	BUDGET
<b>Dept 401 - CITY MANAGER</b>							
01-401-400.096	HEALTH INSURANCE - RETIREES	6,338	(5,024)	0	0	0	0
01-401-400.098	LIFE INS ,AD&D, LTD - RETIREES	0	225	225	168	225	225
01-401-410.110	SALARY-MANAGER	205,372	130,000	135,200	98,800	135,200	139,256
01-401-410.112	SALARIES - FULL-TIME STAFF	48,146	49,880	51,876	37,909	51,876	53,432
01-401-410.179	LONGEVITY SALARY	840	1,560	1,680	0	1,680	1,680
01-401-410.192	FICA/SOCIAL SECURITY	15,874	11,252	11,703	8,074	11,703	12,051
01-401-410.193	MEDICARE	3,696	2,632	2,737	1,888	2,737	2,818
01-401-410.196	HEALTH INSURANCE	23,651	11,754	12,302	7,899	12,025	12,104
01-401-410.197	MANAGER RETIREMENT CONTR.	14,993	0	0	0	0	0
01-401-410.198	LIFE INS/AD&D,LTD	1,165	926	927	684	741	741
01-401-420.240	GENERAL OPERATING SUPPLIES	26	216	500	59	300	300
01-401-420.250	MAINTENANCE SUPPLIES	21	0	100	0	0	100
01-401-420.260	SMALL TOOLS AND MINOR EQUIPMENT	20	139	100	35	70	100
01-401-430.324	TELEPHONE-CELLULAR	410	506	535	379	535	535
01-401-440.420	MEMBERSHIPS	44	1,205	2,000	2,038	2,038	2,000
01-401-440.460	TRAVEL/TRAINING	0	1,230	1,800	875	875	1,500
01-401-467.456	JOB STUDY - NON - REPRESENTED EMPLOYEES	0	0	0	0	0	27,000
01-401-984.840	EQUIPMENT DEPRECIATION EXPENSE	0	1,692	1,692	0	1,692	1,692
<b>Totals for dept 401 - CITY MANAGER</b>		<b>320,596</b>	<b>208,193</b>	<b>223,377</b>	<b>158,808</b>	<b>221,697</b>	<b>255,534</b>

## 01-402 – Financial Administration





GL NUMBER	DESCRIPTION	2021 ACTIVITY	2022 ACTIVITY	2023 ADOPTED BUDGET	2023 ACTIVITY THRU 10/09/23	2023 YEAR-END ESTIMATE	2024 PROJECTED BUDGET
<b>Dept 402 - FINANCIAL ADMINISTRATION</b>							
01-402-400.098	LIFE INS ,AD&D, LTD - RETIREES	0	268	257	168	393	393
01-402-410.109	FINANCE DIRECTOR	56,015	93,600	97,344	113,303	113,303	103,000
01-402-410.110	STANDARD SALARY - DEPUTY CITY MANAGER	17,456	0	0	0	0	0
01-402-410.111	SALARY-DEPUTY FINANCE DIRECTOR	32,751	0	0	0	20,798	77,250
01-402-410.112	SALARIES - FULL-TIME STAFF	153,549	146,517	165,442	120,907	148,481	102,253
01-402-410.120	SALARIES - FULL-TIME CLERICAL	76,800	44,970	46,758	34,170	46,758	48,152
01-402-410.179	LONGEVITY SALARY	2,350	3,240	3,240	420	3,240	2,400
01-402-410.192	FICA/SOCIAL SECURITY	19,844	16,975	19,393	15,844	19,393	20,463
01-402-410.193	MEDICARE	4,687	3,970	4,536	3,706	4,536	4,786
01-402-410.196	HEALTH INSURANCE	60,059	52,467	52,533	40,722	49,000	72,718
01-402-410.198	LIFE INS/AD&D,LTD	1,960	2,112	2,286	1,542	1,600	992
01-402-420.210	MATERIALS/SUPPLIES OFFICE	0	0	0	0	0	0
01-402-420.215	POSTAGE-ALL DEPTS	18,384	16,460	21,100	14,540	21,100	21,100
01-402-420.239	DOG LICENSE EQUIP/SUPPLIES	741	797	800	366	800	850
01-402-420.240 * *	GENERAL OPERATING SUPPLIES	16,193	19,732	20,000	19,600	22,500	22,500
01-402-430.311 * *	AUDITS-FINANCIAL/EARNED INC.	83,470	92,300	97,000	83,225	85,000	85,500
01-402-430.324	TELEPHONE-CELLULAR	0	0	0	0	0	535
01-402-430.342 * *	PRINTING-ALL DEPTS	3,921	5,651	5,000	3,802	5,100	5,250
01-402-440.421	PUBLICATIONS/MEMBERSHIPS	0	0	500	0	0	1,500
01-402-440.460	TRAVEL/TRAINING	118	0	1,000	0	0	1,000
<b>Totals for dept 402 - FINANCIAL ADMINISTRATION</b>		<b>548,298</b>	<b>499,059</b>	<b>537,189</b>	<b>452,315</b>	<b>542,002</b>	<b>570,642</b>
<b>* NOTES TO BUDGET: DEPARTMENT 402 FINANCIAL ADMINISTRATION</b>							
420.240	GENERAL OPERATING SUPPLIES	MISCELLANEOUS OFFICE SUPPLIES FOR ALL DEPARTMENTS, INCLUDING COPIER PAPER					
430.311	AUDITS-FINANCIAL/EARNED INC.	INCLUDES AUDIT OF ALL FUNDS, MAJOR FEDERAL PROGRAM, ACTUARIAL VALUATION OF OPEB LIABILITY, AND ADDITIONAL AUDITING SERVICES					
430.342	PRINTING-ALL DEPTS	INCLUDES THE PURCHASE OF CHECKS AND VARIOUS FORMS					

## 01-403 – Tax Collection



		2021	2022	2023	2023	2023	2024
GL NUMBER	DESCRIPTION	ACTIVITY	ACTIVITY	ADOPTED	ACTIVITY	YEAR-END	PROJECTED
				BUDGET	THRU 10/09/23	ESTIMATE	BUDGET
<b>Dept 403 - TAX COLLECTION</b>							
01-403-430.310	BLAIR CO. R.E. TAX NOTICE	8,450	8,251	8,500	8,439	8,439	8,500
01-403-440.430	REAL ESTATE TAX REFUNDS	4,276	1,685	3,000	2,493	2,750	2,000
01-403-440.450 * *	ACT 511 TAX COLL. SVC	101,745	109,794	125,000	(13,105)	125,000	127,600
<b>Totals for dept 403 - TAX COLLECTION</b>		<b>114,471</b>	<b>119,730</b>	<b>136,500</b>	<b>(2,173)</b>	<b>136,189</b>	<b>138,100</b>
<b>* NOTES TO BUDGET: DEPARTMENT 403 TAX COLLECTION</b>							
440.450	ACT 511 TAX COLL. SVC	COST OF COLLECTION FOR EIT, LST, FLAT RATE OCCUPATION TAX, BUSINESS PRIVILEGE AND MERCANTILE TAX AND FEES, AND THE PER CAPITA TAX					

## 01-404 – Legal Services



		2021	2022	2023	2023	2023	2024
GL NUMBER	DESCRIPTION	ACTIVITY	ACTIVITY	ADOPTED	ACTIVITY	YEAR-END	PROJECTED
				BUDGET	THRU 10/09/23	ESTIMATE	BUDGET
<b>Dept 404 - LEGAL SERVICES</b>							
01-404-430.310	CITY SOLICITOR	91,295	89,615	85,000	55,864	90,000	93,000
01-404-430.314	SPECIAL LABOR COUNSEL	65,686	156,593	75,000	13,686	33,000	45,000
01-404-430.316 **	ZONING HEARING BOARD EXPENSE	5,396	8,500	6,000	5,214	7,000	7,000
01-404-430.317 **	LITIGATION - OUTSIDE COUNSEL	0	1,535	2,000	0	0	2,000
01-404-430.318	FILING FEES-LEGAL DOCUMENTS	381	286	250	538	850	1,000
01-404-430.319	MUNICIPAL LIEN LETTERS	150	114	150	354	500	500
01-404-430.394	CABLE FRANCHISE NEGOTIATIONS	0	4,153	6,500	0	2,500	0
<b>Totals for dept 404 - LEGAL SERVICES</b>		<b>162,908</b>	<b>260,796</b>	<b>174,900</b>	<b>75,656</b>	<b>133,850</b>	<b>148,500</b>
<b>* NOTES TO BUDGET: DEPARTMENT 404 LEGAL SERVICES</b>							
430.316	ZONING HEARING BOARD EXPENSE						
	COST OF ADVERTISING, COURT STENOGRAPHER, AND LEGAL FEES						
430.317	LITIGATION - OUTSIDE COUNSEL						
	OUTSIDE LEGAL COUNSEL APPOINTED BY THE INSURANCE CARRIER TO HANDLE LITIGATION IN WHICH THE CITY IS A DEFENDANT						

01-405 - City Clerk



CITY CLERK

		2021	2022	2023	2023	2023	2024
GL NUMBER	DESCRIPTION	ACTIVITY	ACTIVITY	ADOPTED	ACTIVITY	YEAR-END	PROJECTED
				BUDGET	THRU 10/09/23	ESTIMATE	BUDGET
<b>Dept 405 - CITY CLERK</b>							
01-405-410.110	SALARY-CITY CLERK	64,142	66,254	66,200	50,277	66,200	68,186
01-405-410.179	LONGEVITY SALARY	720	840	840	0	840	840
01-405-410.192	FICA/SOCIAL SECURITY	4,141	3,817	4,156	2,780	4,156	4,280
01-405-410.193	MEDICARE	968	893	972	650	972	1,001
01-405-410.196	HEALTH INSURANCE	1,369	23,964	23,016	17,836	23,016	22,901
01-405-410.198	LIFE INS/AD&D,LTD	198	198	199	149	199	199
01-405-420.240	GENERAL OPERATING SUPPLIES	24	0	100	78	100	100
01-405-430.314	CITY CODIFICATION UPDATES	2,603	1,954	5,000	3,206	5,000	5,000
01-405-430.324	TELEPHONE-CELLULAR	508	1,227	1,800	739	1,800	1,800
01-405-430.341	ADVERTISING-ALL DEPTS	4,738	7,273	6,000	3,744	6,000	6,000
01-405-440.420	PUBLICATIONS/MEMBERSHIPS	0	395	600	0	0	0
01-405-440.450	CITY CODIFICATION MAINT. FEE	1,195	1,195	1,195	1,195	1,195	1,195
<b>Totals for dept 405 - CITY CLERK</b>		<b>80,606</b>	<b>108,010</b>	<b>110,078</b>	<b>80,654</b>	<b>109,478</b>	<b>111,502</b>




# 01-406 – Human Resources Department



		2021	2022	2023	2023	2023	2024
GL NUMBER	DESCRIPTION	ACTIVITY	ACTIVITY	ADOPTED	ACTIVITY	YEAR-END	PROJECTED
				BUDGET	THRU 10/09/23	ESTIMATE	BUDGET
<b>Dept 406 - HUMAN RESOURCES</b>							
01-406-400.098	LIFE INS ,AD&D, LTD - RETIREES - NON UN	3,466	156	157	105	141	141
01-406-410.107	HUMAN RESOURCE DIRECTOR	0	76,615	83,200	59,520	65,000	85,696
01-406-410.110	SALARY - DEPUTY CITY MANAGER	17,457	0	0	0	0	0
01-406-410.113	HUMAN RESOURCES MANAGER	57,442	59,511	61,891	45,228	61,891	63,748
01-406-410.120 * *	SALARIES - FULL-TIME CLERICAL	47,409	49,131	51,096	33,200	57,000	71,885
01-406-410.179	LONGEVITY SALARY	0	600	1,200	0	1,200	1,200
01-406-410.184 * *	SICK PAY INCENTIVE	57,433	58,868	70,000	100	55,000	57,000
01-406-410.192	FICA/SOCIAL SECURITY	8,379	11,991	16,578	9,187	11,476	13,797
01-406-410.193	MEDICARE	2,599	3,346	3,877	2,608	2,684	3,227
01-406-410.194	UNEMPLOYMENT COMP - ALL DEPTS.	14,244	19,437	18,000	3,860	12,500	13,500
01-406-410.196	HEALTH INSURANCE	46,303	52,215	53,816	42,086	50,100	68,454
01-406-410.198	LIFE INS/AD&D,LTD	745	1,113	1,231	1,105	1,231	595
01-406-420.240	GENERAL OPERATING SUPPLIES	0	0	10,000	288	2,500	2,500
01-406-430.310 * *	PROMOTIONAL TESTING	2,781	1,586	2,000	0	1,250	7,000
01-406-430.315 * *	MEDICAL EXAM	4,168	5,913	6,000	3,507	7,000	7,000
01-406-430.320 * *	RECRUITMENT - UNIFORMED EE'S	18,797	7,887	10,000	12,870	17,500	20,000
01-406-430.324	TELEPHONE-CELLULAR	0	535	535	379	400	535
01-406-430.329 * *	LICENSING REIMBURSEMENT	840	475	1,000	560	1,000	10,000
01-406-430.330 * *	EMPLOYMENT SCREENING	1,100	1,059	1,500	670	1,500	1,500
01-406-430.341 * *	ADVERTISING - RECRUITMENT	6,790	5,460	7,750	833	3,000	5,000
01-406-430.354 * *	WORKERS COMP-ALL DEPTS	312,984	363,819	465,000	340,446	405,000	410,000
01-406-440.420	PUBLICATIONS/MEMBERSHIPS	642	709	1,500	751	1,000	1,250
01-406-440.460	TRAVEL/TRAINING	219	8,122	5,000	838	5,000	5,000
<b>Totals for dept 406 - HUMAN RESOURCES</b>		<b>603,798</b>	<b>728,548</b>	<b>871,331</b>	<b>558,141</b>	<b>763,373</b>	<b>849,028</b>
<b>* NOTES TO BUDGET: DEPARTMENT 406 HUMAN RESOURCES</b>							
410.120	SALARIES - FULL-TIME CLERICAL						
	INCLUDES HUMAN RESOURCES ASSISTANT AND PART-TIME CLERICAL STAFFER						
410.184	SICK PAY INCENTIVE						
	PAY FOR A PERCENTAGE OF UNUSED SICK DAYS TO ELIGIBLE EMPLOYEES WHO HAVE ACCUMULATED THE MAXIMUM NUMBER OF SICK DAYS						
430.310	PROMOTIONAL TESTING						
	COSTS OF EXAMS AND SCORING OF TESTS FOR THE POLICE AND FIRE DEPARMENT PROMOTIONAL EXAMS						

		2021	2022	2023	2023	2023	2024
GL NUMBER	DESCRIPTION	ACTIVITY	ACTIVITY	ADOPTED	ACTIVITY	YEAR-END	PROJECTED
				BUDGET	THRU 10/09/23	ESTIMATE	BUDGET
430.315	MEDICAL EXAM						
	EXAMS FOR NEW HIRES AS WELL AS DRUG AND ALCOHOL SCREENINGS						
430.320	RECRUITMENT - UNIFORMED EE'S						
	ADVERTISING AND TESTING COSTS RELATED TO PRODUCING ENTRY-LEVEL CIVIL SERVICES LISTS FOR THE FIRE AND POLICE DEPARTMENTS						
430.329	LICENSING REIMBURSEMENT						
	PARTIAL REIMBURSEMENT FOR CDL DRIVER LICENSURE PER AFSCME COLLECTIVE BARGAINING AGREEMENT AND CDL TRAINING INITIATIVE						
430.330	EMPLOYMENT SCREENING						
	COSTS OF PERFORMING BACKGROUND CHECKS ON PROSPECTIVE CANDIDATES FOR EMPLOYMENT						
430.341	ADVERTISING - RECRUITMENT						
	ADVERTISING COSTS FOR NON-CIVIL SERVICES POSITIONS						
430.354	WORKERS COMP-ALL DEPTS						
	CITY SELF-INSURES ITS WORKERS' COMPENSATION PROGRAM AND ENGAGES A 3RD-PARTY ADMINISTRATION SERVICE						

# 01-407 – Information Technology





		2021	2022	2023	2023	2023	2024
		ACTIVITY	ACTIVITY	ADOPTED	ACTIVITY	YEAR-END	PROJECTED
GL NUMBER	DESCRIPTION			BUDGET	THRU 10/09/23	ESTIMATE	BUDGET
<b>Dept 407 - INFORMATION TECHNOLOGY</b>							
01-407-410.108	SALARY - FULL TIME STAFF	60,231	62,400	109,616	76,226	109,616	112,923
01-407-410.110	SALARY - I.T. DIRECTOR	73,636	128,772	91,000	66,500	91,000	93,730
01-407-410.115	SALARIES - PART TIME STAFF	0	0	42,000	33,750	42,000	45,000
01-407-410.179	LONGEVITY SALARY	600	490	0	0	0	0
01-407-410.192	FICA/SOCIAL SECURITY	7,605	11,084	15,042	10,684	15,042	15,602
01-407-410.193	MEDICARE	1,750	2,592	3,518	2,499	3,517	3,649
01-407-410.196	HEALTH INSURANCE	40,802	49,046	52,083	36,460	52,083	51,339
01-407-410.198	LIFE INS/AD&D,LTD	435	331	595	331	595	595
01-407-420.213 * *	COMPUTER SUPPLIES	8,112	8,420	9,500	9,333	10,000	9,500
01-407-430.312	CONSULTANT	36,954	31,160	0	0	0	0
01-407-430.321 * *	TELEPHONE MAINTENANCE CONTRACT	8,600	20,252	32,000	37,344	44,500	9,920
01-407-430.322	IT MANAGEMENT AND SUPPORT	0	3,898	6,200	682	0	5,000
01-407-430.325 * *	WI-FI MAINTENANCE	49,044	33,147	52,500	50,797	51,000	55,000
01-407-430.356 * *	TELEPHONE EXPENSE	0	8,732	34,000	53,083	71,601	73,000
01-407-430.361	WI-FI ELECTRICITY	899	776	1,000	596	748	1,000
01-407-430.374 * *	MAINTENANCE EQUIPMENT	52,978	49,791	57,750	60,865	57,500	23,625
01-407-430.452 * *	ANNUAL SOFTWARE SUPPORT	103,871	113,776	130,472	140,066	192,330	199,729
01-407-430.460 * *	IT HARDWARE	0	7	47,700	42,143	47,700	50,085
01-407-440.460	EDUCATION/TRAINING	345	369	500	90	250	500
<b>Totals for dept 407 - INFORMATION TECHNOLOGY</b>		<b>445,862</b>	<b>525,043</b>	<b>685,476</b>	<b>621,449</b>	<b>789,482</b>	<b>750,197</b>
<b>* NOTES TO BUDGET: DEPARTMENT 407 INFORMATION TECHNOLOGY</b>							
420.213	COMPUTER SUPPLIES						
	TONER, CDS, DVDS & OTHER PERIPHERALS						
430.321	TELEPHONE MAINTENANCE CONTRACT						
	ANNUAL CISCO SUPPORT FOR PHONES/NETWORK						
430.325	WI-FI MAINTENANCE						
	TOWER RENTALS AND ANNUAL MAINTENANCE						
430.356	TELEPHONE EXPENSE						
	TELEPHONE/INTERNET/FIBER						

		2021	2022	2023	2023	2023	2024
GL NUMBER	DESCRIPTION	ACTIVITY	ACTIVITY	ADOPTED	ACTIVITY	YEAR-END	PROJECTED
				BUDGET	THRU 10/09/23	ESTIMATE	BUDGET
430.374	MAINTENANCE EQUIPMENT						
	MAINTENANCE EQUIPMENT FOR COPIERS, PRINTERS, AND OTHER RELATED ITEMS						
430.452	ANNUAL SOFTWARE SUPPORT						
	SUPPORT COSTS FOR BS&A AND TWO-DOZEN SOFTWARE TYES USED THROUGHOUT CITY OPERATIONS						
430.460	IT HARDWARE						
	COMPUTERS, SERVERS, MONITORS, AND RELATED ITEMS						

# 01-409 – General Government Building & Plant



		2021	2022	2023	2023	2023	2024
GL NUMBER	DESCRIPTION	ACTIVITY	ACTIVITY	ADOPTED	ACTIVITY	YEAR-END	PROJECTED
				BUDGET	THRU 10/09/23	ESTIMATE	BUDGET
<b>Dept 409 - GENERAL GOVT BUILDINGS &amp; PLANT</b>							
01-409-400.098	LIFE INS ,AD&D, LTD - RETIREES	0	113	126	76	126	98
01-409-410.112 * *	SALARIES - FULL-TIME STAFF	116,485	102,185	125,543	85,484	115,000	119,446
01-409-410.179	LONGEVITY SALARY	70	0	720	0	720	720
01-409-410.180	OVERTIME	1,573	5,044	2,000	5,135	5,600	2,500
01-409-410.187	TEMPORARY RATE	4	0	0	0	0	0
01-409-410.188	SHIFT DIFFERENTIAL	0	69	100	14	100	100
01-409-410.192	FICA/SOCIAL SECURITY	7,546	6,583	7,959	5,476	7,528	7,612
01-409-410.193	MEDICARE	1,765	1,540	1,861	1,281	1,761	1,780
01-409-410.196	HEALTH INSURANCE	15,228	15,570	18,085	20,552	28,500	48,285
01-409-410.198	LIFE INS/AD&D,LTD	347	545	596	408	595	595
01-409-420.240 * *	GENERAL OPERATING SUPPLIES	3,889	3,900	5,100	855	2,480	4,200
01-409-420.329	ALARM EQUIPMENT	300	300	1,000	0	500	500
01-409-420.362	FUEL HEATING	2,768	5,146	4,375	2,417	4,375	4,500
01-409-420.363	FUEL, HEATING - MARGARET AVENE BLDG.	477	1,800	2,800	2,112	3,100	3,100
01-409-430.321	TELEPHONE EXPENSE	38,424	32,426	7,998	4,479	7,998	8,982
01-409-430.361	ELECTRICITY	26,369	25,218	42,000	24,863	42,000	43,000
01-409-430.363	ELECTRICITY - MARGARET AVENUE BLDG.	46	762	1,200	2,549	4,600	4,600
01-409-430.367	PROSPECT POOL OPERATIONS	0	0	0	53,187	52,947	0
01-409-430.373 * *	MAINTENANCE BUILDINGS	23,358	29,031	35,151	29,940	40,000	35,951
01-409-430.376 * *	ELEVATOR MAINT-CITY HALL	8,604	9,671	10,000	3,021	4,000	4,005
01-409-430.381	NORFOLK SOUTHERN LEASE	200	0	200	0	0	200
<b>Totals for dept 409 - GENERAL GOVT BUILDINGS &amp; PLANT</b>		<b>247,453</b>	<b>239,903</b>	<b>266,814</b>	<b>241,849</b>	<b>321,930</b>	<b>290,174</b>
<b>* NOTES TO BUDGET: DEPARTMENT 409 GENERAL GOVT BUILDINGS &amp; PLANT</b>							
410.112	SALARIES - FULL-TIME STAFF						
	STAFF INCLUDES (3) CUSTODIANS						
420.240	GENERAL OPERATING SUPPLIES						
	PRIMARILY JANITORIAL SUPPLIES						
430.373	MAINTENANCE BUILDINGS						
	INCLUDES COST OF MAINTENANCE, PEST CONTROL, HVAC CERTIFICATIONS, AND RELATED SERVICE AGREEMENTS						
430.376	ELEVATOR MAINT-CITY HALL						
	INCLUDES SERVICE AGREEMENT AND CERTIFICATION						



# 01-410 – Police Department



		2021	2022	2023	2023	2023	2024
GL NUMBER	DESCRIPTION	ACTIVITY	ACTIVITY	ADOPTED	ACTIVITY	YEAR-END	PROJECTED
				BUDGET	THRU 10/09/23	ESTIMATE	BUDGET
<b>Dept 410 - POLICE</b>							
01-410-400.096	HEALTH INSURANCE - RETIREES	326,338	373,000	490,467	271,112	397,600	439,755
01-410-400.098	LIFE INS ,AD&D, LTD - RETIREES	7,670	8,195	7,332	5,856	7,332	8,156
01-410-410.110	SALARY - POLICE CHIEF	183,061	91,076	94,970	69,401	94,970	98,769
01-410-410.111	SALARY - DEPUTY CHIEF	12,989	85,666	89,092	77,096	89,092	92,656
01-410-410.114 * *	PROFESSIONAL STAFF	3,463,572	3,957,360	4,152,715	3,078,032	4,152,715	4,706,205
01-410-410.172	HOLIDAY PAY	170,572	220,278	241,722	10,930	241,722	272,128
01-410-410.179	LONGEVITY SALARY	119,306	119,302	132,619	83,987	132,619	146,039
01-410-410.180	OVERTIME	201,587	203,426	215,000	137,643	220,000	225,000
01-410-410.181	COURT TIME	64,936	90,974	104,000	60,854	100,000	109,000
01-410-410.182	BLAIR COUNTY DRUG TASK FORCE	106,116	61,115	100,000	85,436	100,000	100,000
01-410-410.183	OFF DUTY POLICE-O/T	1,604	5,109	3,000	11,655	13,000	15,000
01-410-410.185	BLAIR COUNTY SOBRIETY CHECKPOINT	1,311	1,527	4,000	1,073	2,000	2,000
01-410-410.187 * *	TEMPORARY RATE	7,103	11,615	11,000	7,037	11,000	10,000
01-410-410.188	SHIFT DIFFERENTIAL	51,961	59,187	65,000	44,358	62,000	65,000
01-410-410.189	COMPENSATORY TIME REDUCTION	6,544	0	0	0	0	0
01-410-410.190	SPECIAL EVENTS OVERTIME	25,266	30,560	40,000	23,737	40,000	50,000
01-410-410.192	FICA/SOCIAL SECURITY	165	1,430	0	0	0	0
01-410-410.193	MEDICARE	63,924	69,428	75,066	51,767	75,066	85,692
01-410-410.196	HEALTH INSURANCE	1,025,364	1,009,862	1,016,783	888,624	1,016,783	1,003,329
01-410-410.197	POLICE COLLEGE CREDITS	30,700	0	16,250	15,800	15,800	16,000
01-410-410.198	LIFE INS/AD&D,LTD	24,809	25,363	29,007	20,064	25,360	23,179
01-410-410.202	PENN DOT PEDESTRIAN TRAFFIC GRANT	2,109	1,537	0	1,955	1,955	0
01-410-410.203	AGGRESIVE DRIVING	0	122	5,000	0	1,000	4,891
01-410-410.204	OCCUPANT PROTECTION	0	2,407	9,000	1,401	7,000	9,811
01-410-410.205	PEDESTRIAN SAFETY	0	1,188	3,000	412	1,000	3,325
01-410-410.206	RECRUITMENT PAY - PCCD GRANT	0	0	0	4,800	4,800	12,000
01-410-420.228	FOODS/SUPPLIES ANIMALS	389	443	500	361	500	500
01-410-420.238 * *	POLICE CLOTHING ALLOWANCE	55,226	52,100	58,650	50,286	55,000	59,150
01-410-420.239 * *	POLICE VESTS-COLLECTIVE BARG	8,325	11,988	11,000	15,249	15,249	13,800
01-410-420.240	GENERAL OPERATING SUPPLIES	15,345	16,119	18,000	11,719	18,000	18,000
01-410-420.242	FIREARMS	18,280	24,784	25,000	17,018	25,000	28,000
01-410-420.251	VEHICLE REPAIRS	44,672	50,269	60,000	56,637	81,000	75,000
01-410-420.260	SMALL TOOLS & MINOR EQUIPMENT	5,761	6,251	6,000	4,629	6,000	6,800
01-410-420.362	FUEL HEATING	2,513	2,610	2,500	2,244	3,000	3,000
01-410-430.315 * *	MEDICAL EXAM	850	0	500	0	200	500
01-410-430.324	TELEPHONE-CELLULAR	9,683	9,021	10,000	8,231	10,000	12,000
01-410-430.338	TOWING & IMPOUNDS	200	50	200	100	200	200
01-410-430.355	INSURANCE CLAIM EXPENSE	0	57,659	0	30,021	38,000	38,000
01-410-430.361	ELECTRICITY	15,805	15,765	18,000	15,380	18,000	18,000
01-410-430.365 * *	POLICE K-9	0	0	35,600	10,980	12,000	37,600

		2021	2022	2023	2023	2023	2024
GL NUMBER	DESCRIPTION	ACTIVITY	ACTIVITY	ADOPTED	ACTIVITY	YEAR-END	PROJECTED
				BUDGET	THRU 10/09/23	ESTIMATE	BUDGET
01-410-430.373	MAINTENANCE BUILDINGS	19,665	14,146	18,000	8,593	18,000	18,000
01-410-430.374 **	MAINT CONTRACTS	24,100	26,592	31,365	26,936	30,000	42,170
01-410-440.400	MAJOR CASE INVESTIGATIONS	5	0	0	0	0	0
01-410-440.401	NARCOTICS/VICE OPERATIONS	27,825	38,675	40,000	17,122	35,000	40,000
01-410-440.420	PUBLICATIONS/MEMBERSHIPS	1,485	1,571	1,710	1,358	1,710	2,185
01-410-440.460 **	TRAVEL/TRAINING	197	416	700	417	300	500
01-410-440.461	HIGHER EDUCATION REIMBURSEMENT	2,760	0	10,000	0	0	10,000
01-410-440.462	POLICE TRAINING	22,230	37,787	45,000	38,138	45,000	50,000
01-410-440.463	CPR/1ST AID TRAINING	0	994	0	0	0	1,386
01-410-440.465 **	POLICE ACADEMY TRAINING	111,797	104,879	120,000	127,715	140,000	148,000
01-410-450.545	OPERATION OUR TOWN EXPENSE	47,055	37,958	50,000	18,728	40,000	50,000
01-410-450.562	2020 JUSTICE ASSISTANCE GRANT EXPENSE	13,038	0	0	0	0	0
01-410-450.565	2021 JUSTICE ASSISTANCE GRANT	9,671	14,094	0	0	0	0
01-410-450.566	2022 JUSTICE ASSISTANCE GRANT	0	20,485	25,276	0	0	0
01-410-450.570	OPERATION OUR TOWN K-9 EXPENSE	0	0	0	43,391	80,000	0
01-410-984.840	EQUIPMENT DEPRECIATION EXPENSE	93,556	90,402	134,804	0	136,850	154,726
<b>Totals for dept 410 - POLICE</b>		<b>6,447,440</b>	<b>7,064,785</b>	<b>7,627,828</b>	<b>5,458,283</b>	<b>7,621,823</b>	<b>8,325,452</b>
<b>* NOTES TO BUDGET: DEPARTMENT 410 POLICE</b>							
410.114	PROFESSIONAL STAFF						
	INCLUDES 4 LIEUTENANTS, 11 SEARGENTS, 9 CORPORALS, AND 40 PATROLMAN						
410.187	TEMPORARY RATE						
	DIFFERENTIAL PAID FOR OFFICERS WORKING OUT OF CLASS						
420.238	POLICE CLOTHING ALLOWANCE						
	PAYMENT TO OFFICERS FOR REPLACEMENT OF DAMAGED UNIFORMS AND EQUIPMENT						
420.239	POLICE VESTS-COLLECTIVE BARG						
	VEST REPLACEMENT FOR 16 OFFICERS AND 8 NEWLY HIRED OFFICERS						
430.315	MEDICAL EXAM						
	MEDICAL EXAMS OR TESTS FOR CURRENT OFFICERS						
430.365	POLICE K-9						
	COSTS FOR ANNUAL TRAINING, BOARDING, GROOMING, AND VETERINARY CARE FOR 2 K9 TEAMS						

		2021	2022	2023	2023	2023	2024
GL NUMBER	DESCRIPTION	ACTIVITY	ACTIVITY	ADOPTED	ACTIVITY	YEAR-END	PROJECTED
				BUDGET	THRU 10/09/23	ESTIMATE	BUDGET
430.374	MAINT CONTRACTS						
	PAYMENT OF COSTS ASSOCIATED WITH EQUIPMENT MAINTENANCE, PEST CONTROL, ELEVATOR MAINTENANCE AND MORE AT THE POLICE BLDG.						
440.460	TRAVEL/TRAINING						
	COST OF PRISONER TRANSPORT, EZ PASS, AND OTHER ASSOCAITED TRAVEL COSTS FOR DEPARTMENT PERSONNEL						
440.462	POLICE TRAINING						
	INCLUDES THE COST OF TESTING, ACADEMY TUITION, HOUSING, PER-DIEM, UNIFORMS, AND EQUIPMENT FOR ANTICIPATED HIRES						

# 01-411 – Fire Department





		2021	2022	2023	2023	2023	2024
		ACTIVITY	ACTIVITY	ADOPTED	ACTIVITY	YEAR-END	PROJECTED
GL NUMBER	DESCRIPTION			BUDGET	THRU 10/09/23	ESTIMATE	BUDGET
<b>Dept 411 - FIRE</b>							
01-411-400.096	HEALTH INSURANCE - RETIREES	344,451	421,685	483,632	331,630	428,000	435,105
01-411-400.098	LIFE INS ,AD&D, LTD - RETIREES	8,334	8,960	13,585	7,511	11,026	11,026
01-411-410.110	SALARY-FIRE CHIEF	107,069	101,430	91,644	66,971	91,644	95,310
01-411-410.111	SALARY-DEPUTY CHIEF	42,447	51,769	77,073	53,358	77,073	80,156
01-411-410.112 * *	SALARIES - FULL-TIME STAFF	33,709	49,367	44,720	23,832	44,720	46,072
01-411-410.114 * *	PROFESSIONAL STAFF	3,441,978	3,273,100	3,172,899	2,463,149	3,298,399	3,584,305
01-411-410.172	HOLIDAY PAY	236,545	223,566	219,557	0	219,557	252,586
01-411-410.179	LONGEVITY SALARY	122,838	101,609	170,644	125,798	170,644	195,466
01-411-410.180	OVERTIME	447,379	877,400	450,000	162,098	225,000	275,000
01-411-410.187 * *	TEMPORARY RATE	13,288	6,012	15,525	10,580	15,000	16,000
01-411-410.192	FICA/SOCIAL SECURITY	2,024	5,620	2,773	1,731	2,773	2,856
01-411-410.193	MEDICARE	63,320	65,542	59,879	40,694	57,223	66,198
01-411-410.196	HEALTH INSURANCE	1,114,302	1,028,805	892,507	817,520	959,750	1,036,475
01-411-410.198	LIFE INS/AD&D,LTD	24,304	23,724	18,889	18,975	21,081	21,081
01-411-410.200 * *	HAZMAT INCENTIVE	6,500	2,900	3,100	2,800	2,800	3,000
01-411-410.210 * *	OFF DUTY TRAINING	0	0	0	11,868	15,000	17,500
01-411-420.238 * *	UNIFORM	12,077	15,208	14,840	10,338	13,000	15,750
01-411-420.239 * *	PERSONAL PROTECTIVE EQUIPMENT	14,499	20,877	38,000	18,832	36,000	32,000
01-411-420.240 * *	GENERAL OPERATING SUPPLIES	11,848	17,611	17,935	9,945	15,000	19,100
01-411-420.243	JUVENILE FIRESETTER PROGRAM	0	854	1,000	994	994	1,000
01-411-420.251	VEHICLE REPAIRS	87,201	145,994	180,000	101,199	150,000	170,000
01-411-420.260	SMALL TOOLS & MINOR EQUIPMENT	11,036	15,161	12,720	4,830	12,000	13,500
01-411-420.362	FUEL HEATING	8,553	8,736	10,600	7,244	10,600	11,500
01-411-430.242 * *	QUICK RESPONSE/EMS EQUIP & MATERIALS	3,488	6,182	8,000	2,643	8,000	8,000
01-411-430.310 * *	FIRE CIVIL SERVICE BOARD	0	439	1,500	0	500	1,500
01-411-430.315 * *	EMPLOYEE MEDICAL EXAMS	1,100	805	6,500	975	6,500	7,000
01-411-430.324	TELEPHONE-CELLULAR	2,857	2,929	4,000	2,625	3,650	6,500
01-411-430.355	INSURANCE CLAIM EXPENSE	8,557	5,375	10,000	23,884	25,000	10,000
01-411-430.360 * *	ARSON DOG EXPENSES	0	886	2,500	46,001	50,000	3,000
01-411-430.361	ELECTRICITY	14,249	14,201	14,000	12,250	14,000	15,500
01-411-440.451 * *	MAINT CONTRACTS	6,195	8,867	11,100	6,773	11,100	12,000
01-411-440.460	EDUCATION/PHYSICAL TRAINING	18,712	29,383	31,500	16,919	27,000	34,500
01-411-450.329 * *	COMMUNICATION EQUIP.	5,360	10,258	9,400	13,378	14,500	18,350
01-411-450.544 * *	HAZ MAT-LOCAL EMERGENCY PLANNING COMMITT	19,581	20,490	35,000	49,318	52,000	40,000
01-411-450.563	2019 AFG RADIO GRANT	1,945,537	0	0	0	0	0
01-411-450.564	FM GLOBAL	2,440	0	0	0	0	0
01-411-450.606	2020-2021 OSFC GRANT	15,036	0	0	0	0	0
01-411-450.607	2021-2022 OSFC GRANT	0	15,000	0	0	0	0
01-411-450.609	2022-2023 OSFC GRANT	0	0	15,000	15,203	15,203	0
01-411-450.611	2021 FIRE PREVENTION & SAFETY GRANT	0	0	0	12,019	12,019	0

		2021	2022	2023	2023	2023	2024
GL NUMBER	DESCRIPTION	ACTIVITY	ACTIVITY	ADOPTED	ACTIVITY	YEAR-END	PROJECTED
				BUDGET	THRU 10/09/23	ESTIMATE	BUDGET
01-411-984.840	EQUIPMENT DEPRECIATION EXPENSE	35,142	229,096	229,096	0	210,251	212,345
Totals for dept 411 - FIRE		8,231,956	6,809,841	6,369,118	4,493,885	6,327,007	6,769,681
<b>* NOTES TO BUDGET: DEPARTMENT 411 FIRE</b>							

		2021	2022	2023	2023	2023	2024
GL NUMBER	DESCRIPTION	ACTIVITY	ACTIVITY	ADOPTED	ACTIVITY	YEAR-END	PROJECTED
				BUDGET	THRU 10/09/23	ESTIMATE	BUDGET
410.112	SALARIES - FULL-TIME STAFF INCLUDES EXECUTIVE SECRETARY						
410.114	PROFESSIONAL STAFF INCLUDES FIRE INSPECTOR, (4) ASSISTANT CHIEFS, (20) CAPTAINS, (20) ENGINEERS, AND ALL FIREFIGHTERS						
410.187	TEMPORARY RATE PAYMENT FOR WORKING OUT-OF-CLASS						
410.200	HAZMAT INCENTIVE INCENTIVE PAY FOR MEMBERS OF THE HAZMAT TEAM						
410.210	OFF DUTY TRAINING PAYMENT FOR REQUIRED TRAINING THAT OCCURS DURING OFF-DUTY TIME						
420.238	UNIFORM COSTS ASSOCIATED WITH THE REPLACEMENT OF UNIFORMS						
420.239	PERSONAL PROTECTIVE EQUIPMENT REPLACE AND REPAIR OF PERSONAL PROTECTIVE EQUIPMENT						
420.240	GENERAL OPERATING SUPPLIES PRIMARILY CLEANING AND MAINTENANCE SUPPLIES FOR ALL FIRE STATIONS						
430.242	QUICK RESPONSE/EMS EQUIP & MATERIALS QRS MEDICAL SUPPLIES						
430.310	FIRE CIVIL SERVICE BOARD ENTRY AND PROMOTION TEST EXPENSES DIRECTLY RELATED TO THE PROCESS OF SELECTING QUALIFIED CANDIDATES						



		2021	2022	2023	2023	2023	2024
GL NUMBER	DESCRIPTION	ACTIVITY	ACTIVITY	ADOPTED	ACTIVITY	YEAR-END	PROJECTED
				BUDGET	THRU 10/09/23	ESTIMATE	BUDGET
430.315	EMPLOYEE MEDICAL EXAMS						
	MEDICAL EXAMS AND IMMUNIZATIONS						
430.360	ARSON DOG EXPENSES						
	ARSON DOG EXPENSES AND RECERTIFICATION COST						
440.451	MAINT CONTRACTS						
	COST OF MAINTENANCE AGREEMENTS FOR HVAC, PEST CONTROL, AIR COMPRESSORS, FIRE EXTINGUISHERS AND MORE AT ALL FIRE STATIONS						
450.329	COMMUNICATION EQUIP.						
	COST OF "FIRST DUE" REPORTING SOFTWARE, AS WELL AS RADIO MAINTENANCE AND REPAIR						
450.544	HAZ MAT-LOCAL EMERGENCY PLANNING COMMITT						
	HAZMMAT TEAM SUSTAINMENT COST AND RECERTIFICATION COST						

# 01-413 – Codes & Inspections Department



		2021	2022	2023	2023	2023	2024
GL NUMBER	DESCRIPTION	ACTIVITY	ACTIVITY	ADOPTED	ACTIVITY	YEAR-END	PROJECTED
				BUDGET	THRU 10/09/23	ESTIMATE	BUDGET
<b>Dept 413 - CODES &amp; INSPECTIONS</b>							
01-413-400.098	LIFE INS ,AD&D, LTD - RETIREES	0	456	421	316	421	421
01-413-410.110	SALARY-DIRECTOR	72,905	80,731	83,960	61,356	83,960	86,479
01-413-410.112	SALARIES - FULL-TIME STAFF	323,107	294,096	336,422	240,508	318,508	457,262
01-413-410.120	SALARIES - FULL-TIME CLERICAL	60,422	80,449	86,653	62,977	86,653	91,529
01-413-410.179	LONGEVITY SALARY	1,940	3,000	3,000	0	3,000	3,000
01-413-410.180 * *	OVERTIME	238	195	500	568	800	800
01-413-410.192	FICA/SOCIAL SECURITY	27,884	27,802	31,653	21,968	25,356	39,622
01-413-410.193	MEDICARE	6,521	6,502	7,403	5,138	5,930	9,267
01-413-410.196	HEALTH INSURANCE	82,438	96,876	135,207	86,054	110,714	144,973
01-413-410.198	LIFE INS/AD&D,LTD	2,939	3,375	3,349	2,540	2,540	1,984
01-413-420.238	UNIFORMS	1,045	700	800	773	800	1,200
01-413-420.240	GENERAL OPERATING SUPPLIES	1,166	2,946	4,000	907	4,000	4,000
01-413-420.242	UCC APPEALS BOARD EXPENSE	1,200	353	300	297	500	1,000
01-413-420.245 * *	NUISANCE CLEAN-UP	4,225	5,345	6,000	2,350	6,000	6,000
01-413-420.331	LICENSURE/CERTIFICATES	410	571	700	125	700	1,000
01-413-430.319 * *	UCC FEE	6,800	3,051	5,000	1,386	5,000	5,000
01-413-430.324	TELEPHONE-CELLULAR	558	506	600	1,060	1,400	700
01-413-430.355	INSURANCE PAYMENTS EXPENSE	3,645	0	0	0	0	0
01-413-440.400	ZONING FINES EXPENSES	0	0	500	425	500	600
01-413-440.420	PUBLICATIONS/MEMBERSHIPS	232	587	600	200	600	600
01-413-440.451 * *	MAINT CONTRACTS	870	0	500	0	500	500
01-413-440.460	TRAVEL/TRAINING	669	803	3,000	610	3,000	3,000
01-413-467.000	CONTRACTED SERVICES - MOW & LIEN	0	0	25,000	5,763	25,000	25,000
01-413-467.455 * *	CONTRACTED SERVICES - MDIA	59,427	64,338	50,000	38,603	40,000	50,000
01-413-467.760	VEHICLE LEASE PURCHASE	12,572	4,481	4,500	4,481	4,481	4,481
01-413-984.840	EQUIPMENT DEPRECIATION EXPENSE	11,372	14,631	14,631	0	15,827	17,674
<b>Totals for dept 413 - CODES &amp; INSPECTIONS</b>		<b>682,585</b>	<b>691,794</b>	<b>804,699</b>	<b>538,405</b>	<b>746,190</b>	<b>956,092</b>
<b>* NOTES TO BUDGET: DEPARTMENT 413 CODES &amp; INSPECTIONS</b>							
410.180	OVERTIME						
	PAYMENT FOR CALLOUTS FOR 911 RESPONSE AND COMMUNITY CLEAN-UP DAY ATTENDANCE						
420.245	NUISANCE CLEAN-UP						
	PAYMENT FOR REMOVAL OF DEBRIS AND CLEANUP WHEN NECESSARY AND A RESPONSIBLE OWNER CANNOT BE LOCATED						
430.319	UCC FEE						
	FEE PER BUILDING PERMIT WHICH IS REQUIRED TO BE COLLECTED AND SUBMITTED TO THE STATE						

		2021	2022	2023	2023	2023	2024
GL NUMBER	DESCRIPTION	ACTIVITY	ACTIVITY	ADOPTED	ACTIVITY	YEAR-END	PROJECTED
				BUDGET	THRU 10/09/23	ESTIMATE	BUDGET
440.451	MAINT CONTRACTS						
	COST OF HANDHELD RADIO MAINTENANCE						
467.455	CONTRACTED SERVICES - MDIA						
	MDIA PRIMARILY CONDUCTS PLAN REVIEWS AND INSPECTIONS ARE CONDUCTED IN-HOUSE						

# 01-415 – Emergency Management and Communications



		2021	2022	2023	2023	2023	2024
		ACTIVITY	ACTIVITY	ADOPTED	ACTIVITY	YEAR-END	PROJECTED
GL NUMBER	DESCRIPTION			BUDGET	THRU 10/09/23	ESTIMATE	BUDGET
<b>Dept 415 - EMERGENCY MANAGEMENT AND COMMUNICATIONS</b>							
01-415-420.241	COVID-19 EMERGENCY	1,427	0	0	0	0	0
01-415-420.242 * *	EOC EXPENSE	0	159	1,000	0	0	1,000
<b>Totals for dept 415 - EMERGENCY MANAGEMENT AND COMMUNICATIONS</b>		<b>1,427</b>	<b>159</b>	<b>1,000</b>	<b>0</b>	<b>0</b>	<b>1,000</b>
<b>* NOTES TO BUDGET: DEPARTMENT 415 EMERGENCY MANAGEMENT AND COMMUNICATIONS</b>							
420.242	EOC EXPENSE						
	EXPENSES ASSOCIATED WITH AN OPENING OF THE EOC						

# 01-419 - Police Non-Uniformed





		2021	2022	2023	2023	2023	2024
		ACTIVITY	ACTIVITY	ADOPTED	ACTIVITY	YEAR-END	PROJECTED
GL NUMBER	DESCRIPTION			BUDGET	THRU 10/09/23	ESTIMATE	BUDGET
<b>Dept 419 - POLICE/NON-UNIFORM</b>							
01-419-400.098	LIFE INS ,AD&D, LTD - RETIREES	0	389	309	305	407	407
01-419-410.112 **	SALARIES - FULL-TIME STAFF	192,328	200,503	207,222	151,616	207,222	213,686
01-419-410.115 **	SALARIES - SCHOOL GUARDS	127,652	153,086	164,109	102,272	164,109	155,520
01-419-410.120	SALARIES - FULL-TIME CLERICAL	156,376	165,762	181,738	127,070	181,738	187,283
01-419-410.179	LONGEVITY SALARY	2,400	3,960	4,080	0	4,080	4,920
01-419-410.180	OVERTIME	6,280	2,808	2,200	2,994	4,000	7,000
01-419-410.187	TEMPORARY RATE	1,537	112	1,000	22	1,000	1,000
01-419-410.188	SHIFT DIFFERENTIAL	140	153	150	112	150	200
01-419-410.192	FICA/SOCIAL SECURITY	29,083	31,799	34,751	23,052	34,751	34,807
01-419-410.193	MEDICARE	6,802	7,437	8,127	5,391	8,127	8,140
01-419-410.196	HEALTH INSURANCE	76,626	79,233	89,794	65,719	89,794	97,106
01-419-410.198	LIFE INS/AD&D,LTD	0	0	1,592	0	1,592	1,587
01-419-420.238	SCHOOLGUARDS-UNIFORMS	4,444	2,517	6,000	4,014	6,000	6,000
01-419-430.238 **	UNIFORM - ANIMAL LAW OFFICER	0	438	500	0	500	1,000
<b>Totals for dept 419 - POLICE/NON-UNIFORM</b>		<b>603,668</b>	<b>648,197</b>	<b>701,572</b>	<b>482,567</b>	<b>703,470</b>	<b>718,656</b>
<b>* NOTES TO BUDGET: DEPARTMENT 419 POLICE/NON-UNIFORM</b>							
410.112	SALARIES - FULL-TIME STAFF						
	INCLUDES OFFICE SUPERVISOR, DOG LAW OFFICER, COURT LIAISON OFFICER, AND SCHOOL GUARD COORDINATOR						
410.115	SALARIES - SCHOOL GUARDS						
	INCLUDES ALL REGULAR AND SUBSTITUTE SCHOOL CROSSING GUARDS						
430.238	UNIFORM - ANIMAL LAW OFFICER						
	UNIFORMS AND EQUIPMENT FOR DOG LAW OFFICER AND TRAFFIC COORDINATOR						



## 01-426 – Solid Waste & Recycling



		2021	2022	2023	2023	2023	2024
GL NUMBER	DESCRIPTION	ACTIVITY	ACTIVITY	ADOPTED	ACTIVITY	YEAR-END	PROJECTED
				BUDGET	THRU 10/09/23	ESTIMATE	BUDGET
<b>Dept 426 - SOLID WASTE &amp; RECYCLING</b>							
01-426-430.361	ELECTRICITY	1,362	0	0	0	0	0
01-426-440.410	IRC CITATIONS	0	84	0	121	150	150
01-426-450.530 * *	INTERMUNICIPAL RELATIONS COM	55,000	55,000	55,000	55,000	55,000	55,000
<b>Totals for dept 426 - SOLID WASTE &amp; RECYCLING</b>		<b>56,362</b>	<b>55,084</b>	<b>55,000</b>	<b>55,121</b>	<b>55,150</b>	<b>55,150</b>
<b>* NOTES TO BUDGET: DEPARTMENT 426 SOLID WASTE &amp; RECYCLING</b>							
450.530	INTERMUNICIPAL RELATIONS COM						
	INCLUDES THE CITY'S SHARE OF OPERATING AND CAPITAL EXPENSES						

# 01-434 – Lighting and Signals



		2021	2022	2023	2023	2023	2024
GL NUMBER	DESCRIPTION	ACTIVITY	ACTIVITY	ADOPTED	ACTIVITY	YEAR-END	PROJECTED
				BUDGET	THRU 10/09/23	ESTIMATE	BUDGET
<b>Dept 434 - PUBLIC WORKS - LIGHTING &amp; SIGNALS</b>							
01-434-400.098	LIFE INS ,AD&D, LTD - RETIREES	0	155	117	102	176	176
01-434-410.111	SALARY-CITY ELECTRICIAN	46,471	49,787	57,034	41,678	57,034	58,739
01-434-410.112	SALARIES - FULL-TIME STAFF	137,012	165,916	191,030	130,664	174,866	197,800
01-434-410.179	LONGEVITY SALARY	3,240	1,560	2,400	280	2,400	1,440
01-434-410.180 * *	OVERTIME	14,671	25,591	16,000	20,248	25,000	25,000
01-434-410.187	TEMPORARY RATE	1,346	2,379	1,450	1,509	2,000	2,000
01-434-410.192	FICA/SOCIAL SECURITY	11,836	14,472	16,611	11,741	16,201	17,051
01-434-410.193	MEDICARE	2,768	3,384	3,804	2,746	3,789	3,988
01-434-410.196	HEALTH INSURANCE	53,705	57,493	57,710	17,494	20,613	16,016
01-434-410.198	LIFE INS/AD&D,LTD	986	1,226	794	1,006	1,006	794
01-434-420.246 * *	ONE CALL SYSTEM	1,363	1,695	2,000	566	1,000	1,000
01-434-420.250	MAINTENANCE SUPPLIES	28,419	26,963	30,000	23,664	30,000	30,000
01-434-420.259	2019 GREEN LIGHT - GO PROGRAM AWARD	0	0	0	286,882	302,000	0
01-434-420.260	SMALL TOOLS AND MINOR EQUIPMENT	1,923	2,998	3,000	1,756	3,000	3,000
01-434-420.265	INTERMUNICIPAL PURCHASES - LOGAN TWP.	0	25,092	0	14,501	15,000	5,000
01-434-420.275	AUTOMATED ED LIGHT ENFORCE. ARLE029	331	45,100	0	0	0	0
01-434-420.276	AUTOMATED RED LIGHT ENFORCE. - ARLE028	360	123,510	0	0	0	0
01-434-430.355	INSURANCE PAYMENTS EXPENSE	163,085	91,327	100,000	32,348	100,000	100,000
01-434-440.460	EDUCATION/TRAINING	350	5,349	6,000	935	4,000	6,000
01-434-984.840	EQUIPMENT DEPRECIATION EXPENSE	27,717	29,018	29,819	0	29,699	32,475
<b>Totals for dept 434 - PUBLIC WORKS - LIGHTING &amp; SIGNALS</b>		<b>495,583</b>	<b>673,015</b>	<b>517,769</b>	<b>588,120</b>	<b>787,784</b>	<b>500,479</b>
<b>* NOTES TO BUDGET: DEPARTMENT 434 PUBLIC WORKS - LIGHTING &amp; SIGNALS</b>							
410.180	OVERTIME						
	INCLUDES SNOW REMOVAL OVERTIME						
420.246	ONE CALL SYSTEM						
	COST BASED UPON THE NUMBER OF CALLS RECEIVED TO LOCATE INFRASTRUCTURE						

# 01-437 – Fleet Maintenance





GL NUMBER	DESCRIPTION	2021 ACTIVITY	2022 ACTIVITY	2023 ADOPTED BUDGET	2023 ACTIVITY THRU 10/09/23	2023 YEAR-END ESTIMATE	2024 PROJECTED BUDGET
<b>Dept 437 - PUBLIC WORKS - FLEET MAINTENANCE</b>							
01-437-400.098	LIFE INS ,AD&D, LTD - RETIREES	0	50	70	53	70	70
01-437-410.112	SALARIES - FULL-TIME STAFF	182,457	205,327	283,300	172,820	243,670	257,837
01-437-410.179	LONGEVITY SALARY	600	1,560	2,640	0	2,040	2,040
01-437-410.180	OVERTIME	6,561	6,051	7,000	1,103	5,000	7,000
01-437-410.187 * *	TEMPORARY RATE	128	245	200	254	280	250
01-437-410.188	SHIFT DIFFERENTIAL	358	365	425	168	400	400
01-437-410.192	FICA/SOCIAL SECURITY	11,042	12,633	18,201	10,287	15,586	16,587
01-437-410.193	MEDICARE	2,582	2,954	4,257	2,406	3,645	3,879
01-437-410.196	HEALTH INSURANCE	58,577	70,010	84,585	50,038	63,875	64,940
01-437-410.198	LIFE INS/AD&D,LTD	876	638	992	595	794	794
01-437-420.231	FUEL, VEHICLES	234,339	351,926	391,000	200,787	330,000	383,000
01-437-420.233	MOTOR VEHICLE OIL	4,730	8,560	6,500	1,794	6,500	6,500
01-437-420.238	UNIFORMS	2,511	2,904	2,800	1,529	2,800	3,100
01-437-420.251	VEHICLE REPAIRS	76,099	75,075	93,000	59,389	93,000	93,000
01-437-420.253	TIRES - ALL DEPARTMENTS	33,064	28,242	46,000	20,410	46,000	46,000
01-437-420.260	SMALL TOOLS AND MINOR EQUIPMENT	3,248	3,180	3,500	1,596	3,500	3,500
01-437-430.377	SMALL ENGINE REPAIRS	2,788	1,983	3,700	1,446	3,700	3,700
01-437-440.374	MAINT. CONTRACTS	11,717	11,755	13,900	8,257	13,900	6,900
01-437-440.460 * *	EDUCATION/TRAINING	230	1,792	3,000	1,136	1,500	1,500
01-437-984.840	EQUIPMENT DEPRECIATION EXPENSE	4,440	4,440	4,440	0	4,440	4,440
<b>Totals for dept 437 - PUBLIC WORKS - FLEET MAINTENANCE</b>		<b>636,347</b>	<b>789,690</b>	<b>969,510</b>	<b>534,068</b>	<b>840,700</b>	<b>905,437</b>
<b>* NOTES TO BUDGET: DEPARTMENT 437 PUBLIC WORKS - FLEET MAINTENANCE</b>							
410.187	TEMPORARY RATE						
	PAYMENT FOR WORKING OUT-OF-CLASS						
440.460	EDUCATION/TRAINING						
	TRAINING COSTS FOR MECHANICS						

# 01-438 – Public Works – Highways & Streets




		2021	2022	2023	2023	2023	2024
		ACTIVITY	ACTIVITY	ADOPTED	ACTIVITY	YEAR-END	PROJECTED
GL NUMBER	DESCRIPTION			BUDGET	THRU 10/09/23	ESTIMATE	BUDGET
<b>Dept 438 - PUBLIC WORKS - HIGHWAYS &amp; STREETS</b>							
01-438-400.096	HEALTH INSURANCE - RETIREES	598	(598)	0	0	0	0
01-438-400.098	LIFE INS ,AD&D, LTD - RETIREES	0	1,166	1,088	869	1,158	1,158
01-438-410.110	SALARY - DIRECTOR	94,925	98,344	102,277	74,741	102,277	105,346
01-438-410.111	SALARY-SUPERINTENDENT	56,989	59,041	61,403	44,871	61,403	63,245
01-438-410.112	SALARIES - FULL-TIME STAFF	1,389,599	1,481,204	1,790,645	1,130,545	1,527,045	1,776,913
01-438-410.115 * *	SALARIES - PART-TIME SEASONAL	47,422	59,591	124,448	98,685	124,448	169,560
01-438-410.120	SALARIES - FULL-TIME CLERICAL	97,941	74,017	82,250	59,334	82,250	87,713
01-438-410.179	LONGEVITY SALARY	7,440	19,900	23,400	480	23,400	21,240
01-438-410.180 * *	OVERTIME	93,672	125,494	123,000	71,840	116,000	126,000
01-438-410.187	TEMPORARY RATE	14,759	21,296	18,000	10,014	18,000	18,000
01-438-410.188	SHIFT DIFFERENTIAL	5,715	5,544	7,000	3,971	6,000	6,200
01-438-410.192	FICA/SOCIAL SECURITY	106,967	115,768	144,610	89,039	127,771	126,244
01-438-410.193	MEDICARE	25,016	27,075	33,820	20,824	29,882	29,525
01-438-410.196	HEALTH INSURANCE	473,857	469,847	501,429	368,122	474,922	510,153
01-438-410.198	LIFE INS/AD&D,LTD	10,904	12,964	14,687	10,703	10,703	8,133
01-438-420.250	ENGINEERING DEPT. SUPPLIES	2,993	3,118	4,700	1,417	3,500	4,000
01-438-420.260	SMALL TOOLS & MINOR EQUIPMENT	12,217	12,934	14,000	11,323	14,000	14,000
01-438-420.261	ROAD MATERIALS-STREET CUTS	89,098	138,430	125,000	119,786	145,000	135,000
01-438-420.262	ROAD MATERIAL-CONCRETE	4,697	6,206	8,000	3,955	7,000	7,000
01-438-420.263	ROAD MATERIAL-STONE	6,518	7,153	7,500	7,271	7,500	7,500
01-438-420.274 * *	ROADSIDE MANAGEMENT	8,071	5,482	6,000	6,109	6,500	6,500
01-438-420.284	JOBSITE MATERIALS	11,644	10,865	14,000	11,213	14,000	14,000
01-438-420.362	FUEL HEATING	8,639	8,734	12,000	7,655	12,000	12,500
01-438-420.370	MAINTENANCE OF ENGINEERING EQUIP.	534	1,335	1,600	0	1,600	1,600
01-438-420.381 * *	PROPERTY LEASE	2,400	2,400	2,400	2,400	2,400	2,400
01-438-430.239	SAFETY EQUIPMENT	5,080	6,551	8,000	4,340	6,500	6,500
01-438-430.355	INSURANCE PAYMENTS EXPENSE	9,069	1,350	0	2,162	2,200	3,000
01-438-430.361	ELECTRICITY	12,622	12,373	21,000	11,336	21,000	21,000
01-438-430.371	HIGHWAY YARD FACILITY & SUPPLIES	27,978	(13,194)	9,000	8,431	9,000	21,500
01-438-440.370	13TH STREET KOVER REPAIRS	19,825	24,113	40,000	17,570	30,000	32,550
01-438-440.371	CONTRACTED STREET CUTS	117,024	69,072	150,000	169,923	225,000	150,000
01-438-440.372	TREE MAINTENANCE	49,048	49,361	50,000	2,440	50,000	50,000
01-438-440.420	PUBLICATIONS/MEMBERSHIPS	400	500	1,000	1,000	1,000	1,000
01-438-440.460	EDUCATION/TRAINING	5,734	12,090	15,000	7,416	15,000	15,000
01-438-460.600	LANDFILL COSTS	7,989	7,439	9,000	10,940	15,000	10,000
01-438-460.612 * *	STREAM MAINTENANCE	6,998	6,868	7,000	42	7,000	7,000
01-438-470.729	5TH AVENUE BRIDGE REPAIR	176,106	193,718	0	802,720	802,720	0
01-438-470.885	SMALL CELL ANTENNA	0	0	0	(1,450)	0	0
01-438-470.890	VACATION OF RIGHT-OF-WAY EXPENSES	0	0	0	1,400	2,000	2,000



		2021	2022	2023	2023	2023	2024
GL NUMBER	DESCRIPTION	ACTIVITY	ACTIVITY	ADOPTED BUDGET	ACTIVITY THRU 10/09/23	YEAR-END ESTIMATE	PROJECTED BUDGET
01-438-984.840	EQUIPMENT DEPRECIATION EXPENSE	324,045	432,223	406,506	0	411,848	385,315
<b>Totals for dept 438 - PUBLIC WORKS - HIGHWAYS &amp; STREETS</b>		<b>3,334,533</b>	<b>3,569,774</b>	<b>3,939,763</b>	<b>3,193,437</b>	<b>4,517,027</b>	<b>3,958,795</b>
<b>* NOTES TO BUDGET: DEPARTMENT 438 PUBLIC WORKS - HIGHWAYS &amp; STREETS</b>							
410.115	SALARIES - PART-TIME SEASONAL						
	INCLUDES PAYMENT OF SEASONAL EMPLOYEES WHO WORK DURING THE SUMMER AND WINTER SEASONS						
410.180	OVERTIME						
	PAYMENT OF OVERTIME FOR WINTER STORMS, STREET CUT REPAIRS, PAVING INSPECTIONS, GRASS CUTTING, AND SPECIAL,EVENTS						
420.274	ROADSIDE MANAGEMENT						
	COSTS ASSOCIATED WITH EMERGENCY TREE REMOVALS, SPRYING SERVICE AND CHEMICALS, AS WELL AS EQUIPMENT AND REPAIRS						
420.381	PROPERTY LEASE						
	LEASE OF LOT FROM INTERMEDIATE UNIT 8 FOR STORAGE OF MATERIALS						
460.612	STREAM MAINTENANCE						
	COST OF REMOVAL OF DEAD TREES AND DEBRIS FROM STREAM EMBANKMENTS						

# 01-446 – Stormwater Management & Flood Plain



		2021	2022	2023	2023	2023	2024
		ACTIVITY	ACTIVITY	ADOPTED	ACTIVITY	YEAR-END	PROJECTED
GL NUMBER	DESCRIPTION			BUDGET	THRU 10/09/23	ESTIMATE	BUDGET
<b>Dept 446 - STORM WATER MANAGEMENT AND FLOOD PLAIN</b>							
01-446-410.112	SALARIES - FULL-TIME STAFF	148,706	144,188	40,168	116,345	144,522	116,147
01-446-410.179	LONGEVITY SALARY	1,320	1,680	0	280	280	1,200
01-446-410.180	OVERTIME	1,412	4,171	750	7,866	8,000	8,000
01-446-410.187	TEMPORARY RATE	1,071	434	1,000	17	500	500
01-446-410.192	FICA/SOCIAL SECURITY	8,952	8,704	2,599	7,240	9,506	7,803
01-446-410.193	MEDICARE	2,094	2,036	608	1,693	2,223	1,825
01-446-410.196	HEALTH INSURANCE	21,944	18,835	16,260	12,380	20,230	41,538
01-446-410.198	LIFE INS/AD&D,LTD	445	263	199	123	397	397
01-446-420.250	LUMBER FORM SUPPLIES	1,022	1,603	2,300	371	2,300	2,300
01-446-430.310 **	MS4 COORDINATOR	38,325	39,009	38,500	38,410	38,500	46,571
01-446-430.313 **	NPDES COMPLIANCE	3,164	8,068	7,000	2,870	6,000	7,500
01-446-430.319	CONSULTING ENGINEER	46,985	50,728	70,000	6,403	70,000	70,000
01-446-430.374	ENG. RELATED STORMWATER SUPPLIES	664	160	1,000	65	1,000	1,000
01-446-440.460	TRAVEL/TRAINING	480	2,879	3,000	2,082	3,000	3,000
<b>Totals for dept 446 - STORM WATER MANAGEMENT AND FLOOD PLAIN</b>		<b>276,584</b>	<b>282,758</b>	<b>183,384</b>	<b>196,145</b>	<b>306,458</b>	<b>307,781</b>
<b>* NOTES TO BUDGET: DEPARTMENT 446 STORM WATER MANAGEMENT AND FLOOD PLAIN</b>							
430.310	MS4 COORDINATOR						
	THE CITY'S SHARE OF THE COSTS OF THE STORMWATER COORDINATOR POSITION TO BE PAID DIRECTLY FROM ARPA FUNDS						
430.313	NPDES COMPLIANCE						
	COSTS ASSOCIATED WITH THE REQUIREMENTS OF THE NATIONAL POLLUTANT DISCHARGE ELIMINATION SYSTEM						

# 01-447 – Public Transportation



		2021	2022	2023	2023	2023	2024
GL NUMBER	DESCRIPTION	ACTIVITY	ACTIVITY	ADOPTED	ACTIVITY	YEAR-END	PROJECTED
				BUDGET	THRU 10/09/23	ESTIMATE	BUDGET
<b>Dept 447 - PUBLIC TRANSPORTATION</b>							
01-447-450.530 * *	AMTRAN APPROPRIATION	143,891	148,208	152,654	152,654	152,654	157,234
<b>Totals for dept 447 - PUBLIC TRANSPORTATION</b>		<b>143,891</b>	<b>148,208</b>	<b>152,654</b>	<b>152,654</b>	<b>152,654</b>	<b>157,234</b>
<b>* NOTES TO BUDGET: DEPARTMENT 447 PUBLIC TRANSPORTATION</b>							
450.530	AMTRAN APPROPRIATION						
	INCREASE HELPS ENABLE AMTRAN TO MEET ITS LOCAL MATCH REQUIREMENTS						

# 01-451 – Culture and Recreation





		2021	2022	2023	2023	2023	2024
GL NUMBER	DESCRIPTION	ACTIVITY	ACTIVITY	ADOPTED	ACTIVITY	YEAR-END	PROJECTED
				BUDGET	THRU 10/09/23	ESTIMATE	BUDGET
<b>Dept 451 - CULTURE - RECREATION</b>							
01-451-450.247	14TH ST. HERITAGE PARK PLAZA	3,199	6,724	12,800	8,461	8,750	8,000
01-451-450.250 * *	PROSPECT POOL	0	0	0	0	0	52,500
01-451-450.520	CBRC CONTRIBUTION	397,888	397,888	397,888	397,888	397,888	397,888
01-451-450.540	JUNIATA CIVIC ASSOCIATION	5,500	5,500	5,500	5,500	5,500	5,500
<b>Totals for dept 451 - CULTURE - RECREATION</b>		<b>406,587</b>	<b>410,112</b>	<b>416,188</b>	<b>411,849</b>	<b>412,138</b>	<b>463,888</b>
<b>* NOTES TO BUDGET: DEPARTMENT 451 CULTURE - RECREATION</b>							
450.250	PROSPECT POOL						
	COSTS ASSOCIATED WITH THE OPERATION OF PROSPECT POOL						

# 01-462 – Planning and Community Development



		2021	2022	2023	2023	2023	2024
		ACTIVITY	ACTIVITY	ADOPTED	ACTIVITY	YEAR-END	PROJECTED
GL NUMBER	DESCRIPTION			BUDGET	THRU 10/09/23	ESTIMATE	BUDGET
<b>Dept 462 - PLANNING/COMMUNITY DEVELOPMENT</b>							
01-462-400.098	LIFE INS ,AD&D, LTD - RETIREES	0	717	758	495	660	660
01-462-410.110	SALARY-DIRECTOR	0	63,032	81,162	59,310	81,162	83,596
01-462-410.111	SALARY-DEPUTY DIRECTOR	112,935	70,202	73,010	53,353	73,010	75,200
01-462-410.112	SALARIES - FULL-TIME STAFF	253,656	138,822	367,480	165,014	214,082	277,649
01-462-410.120	SALARIES - FULL-TIME CLERICAL	31,199	43,994	46,758	34,170	46,758	48,152
01-462-410.179	LONGEVITY SALARY	3,350	3,960	3,960	0	3,960	3,960
01-462-410.180	OVERTIME	0	0	0	306	500	0
01-462-410.192	FICA/SOCIAL SECURITY	23,416	18,988	35,487	18,274	23,108	30,291
01-462-410.193	MEDICARE	5,476	4,441	8,299	4,274	5,404	7,084
01-462-410.196	HEALTH INSURANCE	121,723	91,663	152,474	81,562	107,250	111,843
01-462-410.198	LIFE INS/AD&D,LTD	2,532	3,025	1,983	2,674	2,674	1,592
01-462-420.240	GENERAL OPERATING SUPPLIES	0	89	500	870	1,370	500
01-462-420.260	SMALL TOOLS AND MINOR EQUIPMENT	202	0	0	17	17	100
01-462-430.311	MEMBER (PICTOM. & CHECKMATE)	0	1,500	1,500	1,500	1,500	1,500
01-462-430.317	LAND DEVELOPMENT REVIEWS	6,444	8,486	12,000	10,984	12,000	12,000
01-462-430.318	THIRD PARTY REVIEWS	1,069	0	700	0	0	0
01-462-430.412	CONSULTING SERVICES	0	0	5,000	0	0	0
01-462-430.415	COMMUNITY ENGAGEMENT	0	0	50,000	2,555	50,000	50,000
01-462-440.400	ZONING ENFORCEMENT	707	411	0	0	0	0
01-462-440.401	ZONING HEARING BOARD FEES	450	0	0	0	0	0
01-462-440.420	PUBLICATIONS/MEMBERSHIPS	391	111	1,500	660	1,000	1,000
01-462-440.460	TRAVEL/TRAINING	74	1,739	5,000	2,128	5,000	5,000
01-462-440.480 * *	CDBG REIMB - NON PERS.	763	1,372	1,500	1,551	1,600	1,600
01-462-450.530 * *	BLAIR COUNTY PLANNING COMM	19,454	21,982	23,300	23,300	23,300	24,000
01-462-467.000	CONTRACTED SERVICES	0	7,147	0	0	0	0
01-462-984.840	EQUIPMENT DEPRECIATION EXPENSE	22,026	5,082	22,484	0	7,536	7,536
<b>Totals for dept 462 - PLANNING/COMMUNITY DEVELOPMENT</b>		<b>605,867</b>	<b>486,763</b>	<b>894,855</b>	<b>462,997</b>	<b>661,891</b>	<b>743,263</b>
<b>* NOTES TO BUDGET: DEPARTMENT 462 PLANNING/COMMUNITY DEVELOPMENT</b>							
440.480	CDBG REIMB - NON PERS.						
	CDBG REIMBURSEMENT FOR ELIGIBLE COSTS NOT RELATED TO PERSONNEL, SUCH AS AUDITING EXPENSE, VEHICLE FUEL, INSURANCE, ETC.						
450.530	BLAIR COUNTY PLANNING COMM						
	THE ANNUAL CONTRIBUTION TO SUPPORT THE BLAIR COUNTY PLANNING COMMISSION AND THE SERVICES PROVIDED TO THE CITY						

# 01-472 – Debt Service



		2021	2022	2023	2023	2023	2024
GL NUMBER	DESCRIPTION	ACTIVITY	ACTIVITY	ADOPTED	ACTIVITY	YEAR-END	PROJECTED
				BUDGET	THRU 10/09/23	ESTIMATE	BUDGET
<b>Dept 472 - DEBT SERVICE</b>							
01-472-420.204	2003-DEBT SERVICE-INTEREST	344,294	0	0	0	0	0
01-472-420.205	2003 SERIES B - PRINCIPAL	25,176,791	0	0	0	0	0
01-472-420.206	2003 SERIES B INTEREST	6,500	0	0	0	0	0
01-472-420.211	2011 REC. DEBT SERVICE - PRIN.	122,634	0	0	0	0	0
01-472-420.212	2011 - REC DEBT SERV.- INT.	3,947	0	0	0	0	0
01-472-420.218	2015-DEBT SERVICE - PRINC.	149,440	0	0	0	0	0
01-472-420.219	2015 - DEBT SERVICE - INTEREST	20,141	0	0	0	0	0
01-472-420.222	2016 - DEBT SERVICE- PRINCIPAL	5,000	0	0	0	0	0
01-472-420.223	2016 DEBT SERVICE - INTEREST	219,845	0	0	0	0	0
01-472-420.224	2017 - DEBT SERVICE - PRINCIPAL	921,000	759,000	699,000	699,000	699,000	713,000
01-472-420.225	2017 - DEBT SERVICE - INTEREST	216,243	192,666	173,236	173,235	173,235	155,340
01-472-420.286	2019 - DEBT SERVICE - PRINCIPAL	1,492,600	0	0	0	0	0
01-472-420.287	2019 - DEBT SERVICE - INTEREST	168,096	0	0	0	0	0
01-472-420.288	2020 - DEBT SERVICE - PRINCIPAL	5,000	0	0	0	0	0
01-472-420.289	2020 - DEBT SERVICE - INTEREST	169,904	0	0	0	0	0
01-472-420.290	2021 - DEBT SERVICE - PRINCIPAL	0	1,824,000	2,176,500	2,176,500	2,176,500	2,211,000
01-472-420.291	2021 DEBT SERVICE - INTEREST	0	278,142	356,074	356,074	356,074	324,294
<b>Totals for dept 472 - DEBT SERVICE</b>		<b>29,021,435</b>	<b>3,053,808</b>	<b>3,404,810</b>	<b>3,404,809</b>	<b>3,404,809</b>	<b>3,403,634</b>
<b>Dept 475 - DEBT SERVICE</b>							
01-475-470.700	ISSUANCE COSTS	77,723	0	0	0	0	0
<b>Totals for dept 475 - DEBT SERVICE</b>		<b>77,723</b>	<b>0</b>	<b>0</b>	<b>0</b>	<b>0</b>	<b>0</b>

# 01-483 – Pension Contribution





		2021	2022	2023	2023	2023	2024
GL NUMBER	DESCRIPTION	ACTIVITY	ACTIVITY	ADOPTED BUDGET	ACTIVITY THRU 10/09/23	YEAR-END ESTIMATE	PROJECTED BUDGET
<b>Dept 483 - PENSION CONTRIBUTION</b>							
01-483-410.100 * *	PENSION CONTRIBUTION - POLICE	2,529,166	2,507,851	2,692,596	2,019,447	2,692,596	2,682,253
01-483-420.200 * *	PENSION CONTRIB-FIRE	2,248,863	2,258,799	2,303,957	1,727,968	2,303,957	2,390,619
01-483-430.300 * *	PENSION CONTRIB-NON UNIFORM	632,348	636,008	692,821	519,616	692,821	893,584
<b>Totals for dept 483 - PENSION CONTRIBUTION</b>		<b>5,410,377</b>	<b>5,402,658</b>	<b>5,689,374</b>	<b>4,267,031</b>	<b>5,689,374</b>	<b>5,966,456</b>
<b>* NOTES TO BUDGET: DEPARTMENT 483 PENSION CONTRIBUTION</b>							
410.100	PENSION CONTRIBUTION - POLICE						
420.200	PENSION CONTRIB-FIRE						
430.300	PENSION CONTRIB-NON UNIFORM						

# 01-486 – Insurance, Casualty, and Surety



		2021	2022	2023	2023	2023	2024
GL NUMBER	DESCRIPTION	ACTIVITY	ACTIVITY	ADOPTED	ACTIVITY	YEAR-END	PROJECTED
				BUDGET	THRU 10/09/23	ESTIMATE	BUDGET
<b>Dept 486 - INSURANCE, CASUALTY, AND SURETY</b>							
01-486-430.100	GENERAL LIABILITY	40,678	41,736	94,686	45,780	45,780	48,069
01-486-430.200	PROPERTY INSURANCE	40,612	43,351	58,076	45,702	45,702	47,987
01-486-430.301	AUTOMOBILE INSURANCE	122,015	111,852	122,534	130,251	130,251	136,764
01-486-430.400	PUBLIC OFFICIALS LIABILITY	16,537	16,967	25,621	18,609	18,609	19,359
01-486-430.500	LAW ENFORCEMENT LIABILITY	32,728	33,422	41,216	36,658	36,658	38,491
01-486-430.700	INSURANCE LOSS DEDUCTIBLE	11,872	27,454	22,279	1,201	2,500	25,000
01-486-430.750	CRIME	0	0	5,893	2,716	2,716	2,852
01-486-430.850	INLAND MARINE	11,241	6,466	1,703	5,432	5,432	5,704
01-486-430.900	EQUIPMENT BREAKDOWN	0	2,534	5,300	0	0	0
01-486-430.950	EMPLOYMENT PRACTICES LIABILITY	0	2,534	7,564	4,502	4,502	4,727
01-486-430.955	CYBER INSURANCE	28,000	24,464	24,464	13,467	24,464	13,297
<b>Totals for dept 486 - INSURANCE, CASUALTY, AND SURETY</b>		<b>303,683</b>	<b>310,780</b>	<b>409,336</b>	<b>304,318</b>	<b>316,614</b>	<b>342,250</b>

# **01-489 – Miscellaneous Expenditures**

		2021	2022	2023	2023	2023	2024
GL NUMBER	DESCRIPTION	ACTIVITY	ACTIVITY	ADOPTED	ACTIVITY	YEAR-END	PROJECTED
				BUDGET	THRU 10/09/23	ESTIMATE	BUDGET
<b>Dept 489 - MISCELLANEOUS EXPENDITURES</b>							
01-489-410.100	CONTINGENCY	185,658	75,410	269,332	274,171	266,000	140,576
01-489-410.192	FICA/SOCIAL SECURITY	0	0	0	160	0	0
01-489-410.193	MEDICARE	0	0	0	37	0	0
<b>Totals for dept 489 - MISCELLANEOUS EXPENDITURES</b>		<b>185,658</b>	<b>75,410</b>	<b>269,332</b>	<b>274,368</b>	<b>266,000</b>	<b>140,576</b>

# 01-492 – Transfers



		2021	2022	2023	2023	2023	2024
GL NUMBER	DESCRIPTION	ACTIVITY	ACTIVITY	ADOPTED BUDGET	ACTIVITY THRU 10/09/23	YEAR-END ESTIMATE	PROJECTED BUDGET
<b>Dept 492 - TRANSFERS</b>							
01-492-490.960	TRANSFER TO OTHER FUNDS	0	137,116	0	0	0	0
01-492-490.965	TRANSFER - OTHER - OPEB	0	0	175,000	0	175,000	175,000
	TRANSFER TO REDEVELOPMENT AUTHORITY						50,000
	TRANSFER TO UNRESERVED FUNDS						1,004,990
<b>Totals for dept 492 - TRANSFERS</b>		<b>0</b>	<b>137,116</b>	<b>175,000</b>	<b>0</b>	<b>175,000</b>	<b>1,229,990</b>

		2021	2022	2023	2023	2023	2024
GL NUMBER	DESCRIPTION	ACTIVITY	ACTIVITY	ADOPTED	ACTIVITY	YEAR-END	PROJECTED
				BUDGET	THRU 10/09/23	ESTIMATE	BUDGET
<b>TOTAL APPROPRIATIONS</b>		<b>59,595,325</b>	<b>33,461,799</b>	<b>35,771,435</b>	<b>27,142,036</b>	<b>36,181,597</b>	<b>38,245,234</b>
<b>NET OF REVENUES/APPROPRIATIONS - FUND 01</b>		<b>1,976,273</b>	<b>2,099,905</b>	<b>0</b>	<b>(3,138,612)</b>	<b>1,136,350</b>	<b>0</b>

# 2024 CAPITAL BUDGET

**CITY OF ALTOONA CAPITAL BUDGET - 2024**

**STREETS**

<u>Description</u>	<u>Prior Authority</u>	<u>2024</u>	<u>TOTAL</u>
<b>Street Resurfacing</b>			
CDBG	\$ -	\$ 125,000	\$ 125,000
Gov't Services ARPA	\$ -	\$ 1,140,480	\$ 1,140,480
	\$ -	\$ 1,265,480	\$ 1,265,480
<b>Alley Resurfacing</b>			
Gov't Services ARPA	\$ -	\$ 300,000	\$ 300,000
	\$ -	\$ 300,000	\$ 300,000
<b>Led Lights</b>			
Gov't Services ARPA	\$ -	\$ 100,000	\$ 100,000
	\$ -	\$ 100,000	\$ 100,000
<b>Mansion Boulevard Stormwater and Roadway Improvements</b>			
Gov't Services ARPA	\$ 274,000	\$ -	\$ 274,000
Project Specific ARPA	\$ 720,000	\$ -	\$ 720,000
Prior Borrowing	\$ 260,000	\$ -	\$ 260,000
	\$ 1,254,000	\$ -	\$ 1,254,000
<b>Ft. Roberdeau Stormwater and Roadway Improvements</b>			
Gov't Services ARPA	\$ -	\$ 500,000	\$ 500,000
Project Specific ARPA	\$ -	\$ 750,000	\$ 750,000
	\$ -	\$ 1,250,000	\$ 1,250,000
<b>Downtown Safety Improvements</b>			
Gov't Services ARPA	\$ 200,000	\$ 200,000	\$ 400,000
	\$ 200,000	\$ 200,000	\$ 400,000

**CITY OF ALTOONA CAPITAL BUDGET - 2024**

<b>10th Avenue Expressway Wall (Design/Construct Phase 1)</b>			
<b>Gov't Services ARPA</b>	\$ 120,000	\$ 50,000	\$ 170,000
	\$ 120,000	\$ 50,000	\$ 170,000
<b>Broad Avenue - 24th Street to Union Avenue</b>			
<b>Gov't Services ARPA</b>	\$ -	\$ 1,024,125	\$ 1,024,125
	\$ -	1024125	\$ 1,024,125
<b>Sub-Total</b>	\$ 1,574,000	\$ 4,189,605	\$ 5,763,605
<b>PARKS AND RECREATION</b>			
<u>Description</u>	<u>Prior Authority</u>	<u>2024</u>	<u>TOTAL</u>
<b>Booker T. Washington Parking Lot Expansion</b>			
<b>Gov't Services ARPA</b>	\$ -	\$ 360,000	\$ 360,000
<b>Prior Borrowing</b>	\$ 30,000	\$ -	\$ 30,000
	\$ 30,000	\$ 360,000	\$ 390,000
<b>East Juniata Recreation Center Paving</b>			
<b>Gov't Services ARPA</b>	\$ -	\$ 40,000	\$ 40,000
	\$ -	\$ 40,000	\$ 40,000
<b>Memorial Complex Electrical Upgrades</b>			
<b>Gov't Services ARPA</b>	\$ -	\$ 50,000	\$ 50,000
	\$ -	\$ 50,000	\$ 50,000

**CITY OF ALTOONA CAPITAL BUDGET - 2024**

<b>Pavillion Roofs</b>			
<b>Gov't Services ARPA</b>	\$ 25,000	\$ 25,000	\$ 50,000
	\$ 25,000	\$ 25,000	\$ 50,000
<b>Playground - Garfield Park</b>			
<b>Gov't Services ARPA</b>	\$ -	\$ 125,000	\$ 125,000
	\$ -	\$ 125,000	\$ 125,000
<b>Vets Field Lighting</b>			
<b>Gov't Services ARPA</b>	\$ -	\$ 275,000	\$ 275,000
	\$ -	\$ 275,000	\$ 275,000
<b>Vets Field Building Maintenance</b>			
<b>Gov't Services ARPA</b>	\$ -	\$ 30,000	\$ 30,000
	\$ -	\$ 30,000	\$ 30,000
<b>Garfield Park Improvements Grant Match</b>			
<b>Gov't Services ARPA</b>	\$ -	\$ 375,000	\$ 375,000
	\$ -	\$ 375,000	\$ 375,000
<b>Playground Highland Park</b>			
<b>Gov't Services ARPA</b>	\$ 75,000	\$ -	\$ 75,000
	\$ 75,000	\$ -	\$ 75,000
<b>Sub-Total</b>	\$ 130,000.00	\$ 1,280,000.00	\$ 1,410,000.00



**CITY OF ALTOONA CAPITAL BUDGET - 2024**

<b>PARKING AUTHORITY</b>			
<u>Description</u>	<u>Prior Authority</u>	<u>2024</u>	<u>TOTAL</u>
<b>Lot Reconditioning 10th Avenue</b>			
Gov't Services ARPA	\$ -	\$ 145,000	\$ 145,000
	\$ -	\$ 145,000	\$ 145,000
<b>Lot Reconditioning 12th Avenue</b>			
Gov't Services ARPA	\$ -	\$ 45,000	\$ 45,000
	\$ -	\$ 45,000	\$ 45,000
<b>Lot Reconditioning 10th Ave by Norfolk Southern Tracks</b>			
Gov't Services ARPA	\$ -	\$ 23,000	\$ 23,000
	\$ -	\$ 23,000	\$ 23,000
<b>Lot Reconditioning 12th Avenue &amp; 15th Street</b>			
Gov't Services ARPA	\$ -	\$ 42,000	\$ 42,000
	\$ -	\$ 42,000	\$ 42,000
<b>Parking Lot Lighting Design</b>			
Gov't Services ARPA	\$ -	\$ 50,000	\$ 50,000
		\$ 50,000	\$ 50,000
<b>Sub-Total</b>	\$ -	\$ 305,000	\$ 305,000
<b>PUBLIC WORKS</b>			
<u>Description</u>	<u>Prior Authority</u>	<u>2024</u>	<u>TOTAL</u>

**CITY OF ALTOONA CAPITAL BUDGET - 2024**

<b>Refuse Cans</b>			
<b>Gov't Services ARPA</b>	\$ -	\$ 15,000	\$ 15,000
	\$ -	\$ 15,000	\$ 15,000
<b>Downtown Revitalization</b>			
<b>Gov't Services ARPA</b>	\$ 152,000	\$ 71,000	\$ 223,000
	\$ 152,000	\$ 71,000	\$ 223,000
<b>Pleasant Village Lighting</b>			
<b>Gov't Services ARPA</b>	\$ -	\$ 315,000	\$ 315,000
	\$ -	\$ 315,000	\$ 315,000
<b>Sub-Total</b>	\$ 152,000.00	\$ 401,000.00	\$ 553,000.00
<b>FIRE DEPARTMENT</b>			
<u>Description</u>	<u>Prior Authority</u>	<u>2024</u>	<u>TOTAL</u>
<b>Air Conditioning Mini-Split Units - Station 340</b>			
<b>Gov't Services ARPA</b>	\$ -	\$ 25,000	\$ 25,000
	\$ -	\$ 25,000	\$ 25,000
<b>Engine Pumper Lease</b>			
<b>Gov't Services ARPA</b>	\$ -	\$ 190,000	\$ 190,000
	\$ -	\$ 190,000	\$ 190,000
<b>Bunk Room Mattresses - All Stations</b>			
<b>Gov't Services ARPA</b>	\$ -	\$ 6,000	\$ 6,000
	\$ -	\$ 6,000	\$ 6,000

**CITY OF ALTOONA CAPITAL BUDGET - 2024**

<b>Interior Repairs and Painting - All Stations</b>				
<b>Gov't Services ARPA</b>	\$	-	\$ 100,000	\$ 100,000
	\$	-	\$ 100,000	\$ 100,000
<b>Kitchen Appliances - All Stations</b>				
<b>Gov't Services ARPA</b>	\$	-	\$ 6,000	\$ 6,000
	\$	-	\$ 6,000	\$ 6,000
<b>Exterior Brick Repointing - Station 310</b>				
<b>Gov't Services ARPA</b>	\$	-	\$ 90,000	\$ 90,000
	\$	-	\$ 90,000	\$ 90,000
<b>Window Replacement - Station 310</b>				
<b>Gov't Services ARPA</b>	\$	-	\$ 40,000	\$ 40,000
	\$	-	\$ 40,000	\$ 40,000
<b>Sub-Total</b>	\$	-	\$ 914,000	\$ 914,000
<b>POLICE DEPARTMENT</b>				
<u>Description</u>		<u>Prior Authority</u>	<u>2024</u>	<u>TOTAL</u>
<b>Women's Locker Room</b>				
<b>Gov't Services ARPA</b>	\$	-	\$ 30,000	\$ 30,000
	\$	-	\$ 30,000	\$ 30,000
<b>Basement Repairs - Police Building</b>				
<b>Gov't Services ARPA</b>	\$	-	\$ 35,000	\$ 35,000
	\$	-	\$ 35,000	\$ 35,000
<b>Modular Training House</b>				
<b>Gov't Services ARPA</b>	\$	-	\$ 100,000	\$ 100,000
	\$	-	\$ 100,000	\$ 100,000
<b>Sub-Total</b>	\$	-	\$ 165,000	\$ 165,000

# 2024 HIGHWAY AID BUDGET

**CITY OF ALTOONA HIGHWAY AID BUDGET - 2024**

		2021	2022	2023	2023	2023	2024
GL NUMBER	DESCRIPTION	ACTIVITY	ACTIVITY	ADOPTED BUDGET	ACTIVITY 10/31/23	ESTIMATED YEAR-END	DEPARTMENT REQUESTED BUDGET
<b>Fund 35 - HIGHWAY AID FUND</b>							
<b>ESTIMATED REVENUES</b>							
<b>Dept 000 - NON DEPARTMENTAL</b>							
35-000-332.100	RESTITUTION DAMAGE-CITY PROP	0	0	0	0	0	0
35-000-341.100	INTEREST ON INVESTMENTS	2,391	8,010	0	9,997	11,500	11,000
35-000-350.000	OTHER INTER GOV'T REVENUE	0	0	0	0	0	0
35-000-355.020	STATE AID-HIGHWAY	1,387,735	1,336,610	1,350,181	1,378,005	1,378,005	1,300,000
35-000-355.021	TURNBACK ALLOWANCE	4,640	4,640	0	4,640	4,640	4,640
35-000-389.100	REVENUE-MISCELLANEOUS	50,278	(6,604)	980,372	18,523	980,372	878,000
<b>Totals for dept 000 - NON DEPARTMENTAL</b>		<b>1,445,044</b>	<b>1,342,656</b>	<b>2,330,553</b>	<b>1,411,165</b>	<b>2,374,517</b>	<b>2,193,640</b>
<b>TOTAL ESTIMATED REVENUES</b>		<b>1,445,044</b>	<b>1,342,656</b>	<b>2,330,553</b>	<b>1,411,165</b>	<b>2,374,517</b>	<b>2,193,640</b>
<b>APPROPRIATIONS</b>							
<b>Dept 000 - NON DEPARTMENTAL</b>							
35-000-430.260	MINOR EQUIPMENT PURCHASES	34,901	0	20,000	3,709	20,000	20,000
35-000-430.317	AGILITY PROJECTS	0	0	0	0	0	0
35-000-430.372	RESURFACING	0	327,407	0	0	0	0
35-000-430.740	MAJOR EQUIPMENT PURCHASES	11,841	39,536	110,000	0	110,000	100,000
35-000-431.372	CLEAN STREETS/GUTTERS	885	0	20,000	0	20,000	20,000
35-000-432.372	WINTER MAINT SVCS	234,492	204,507	300,000	94,992	300,000	300,000
35-000-433.246	TRAFFIC CONTROL DEVICES	126,660	108,285	550,000	212,594	550,000	420,000
35-000-434.246	STREET LIGHTING	156,159	129,895	250,000	175,428	250,000	235,000
35-000-435.376	CURBS	0	0	0	0	0	0
35-000-436.227	STORM SEWERS/DRAINS	25,241	28,942	25,000	75,790	25,000	25,000
35-000-437.260	REPAIRS-TOOLS/MACHINERY	69,282	82,116	100,000	86,882	100,000	100,000
35-000-438.372	MAINT/REPAIR-ROADS/BRIDGES	144,330	57,881	520,000	14,908	520,000	520,000
35-000-438.375	GUIDERAILS	0	0	0	0	0	0
35-000-438.377	BRIDGES/VIADUCTS	0	0	0	0	0	0
35-000-439.001	HIGHWAY CONSTR. AND REBUILDING I	0	0	250,000	211,197	250,000	0
35-000-489.100	MISCELLANEOUS-EXPENSE	0	0	0	0	0	0
35-000-492.960	TRANSFER TO -OTHER FUNDS	456,700	456,700	0	0	0	0
35-000-999.999	INCOME SUMMARY	0	0	0	0	0	0
<b>Totals for dept 000 - NON DEPARTMENTAL</b>		<b>1,260,491</b>	<b>1,435,269</b>	<b>2,145,000</b>	<b>875,500</b>	<b>2,145,000</b>	<b>1,740,000</b>
<b>TOTAL APPROPRIATIONS</b>		<b>1,260,491</b>	<b>1,435,269</b>	<b>2,145,000</b>	<b>875,500</b>	<b>2,145,000</b>	<b>1,740,000</b>
<b>NET OF REVENUES/APPROPRIATIONS - FUND 35</b>		<b>184,553</b>	<b>(92,613)</b>	<b>185,553</b>	<b>535,665</b>	<b>229,517</b>	<b>453,640</b>