

# ALTOONA POLICE DEPARTMENT



2018  
Annual Report

# ALTOONA POLICE DEPARTMENT

## Mission Statement

The Mission of the Altoona Police Department is to professionally and diligently strive to prevent crime whenever possible, to actively pursue the enforcement of the Federal, State, and Local laws, apprehend offenders, recover property, and regulate noncriminal conduct.

Members of the Altoona Police Department will continue to be aware of their responsibilities under the United States Constitution, and Constitution of Pennsylvania, and the guarantee made to ensure life, liberty, and the pursuit of happiness to all citizens regardless of race, color, creed, religion, sex, or age.

# Personnel Report 2018

<u>Personnel</u>	<u>Sworn</u>	<u>Civilian</u>
Chief of Police	1	1
Deputy Chief	1	0
Support Services Division	3	7
Patrol Division	39	0
Criminal Investigation Division	8	0
Federal CDBG Bike Patrol	3	0
Narcotic\Vice Division	1	0
Vacancy	10	0
Totals	66	8

# Activities Report 2018

This year the Altoona Police Department responded to **22,238** calls for service.

A variety of activities the officers responded to are robberies in progress, burglaries, welfare checks, shots fired, warrant service, 911 hang up calls, alarms, accidents, disturbances, periodic checks, parking violations, suspicious activities, domestics, etc.

**There were also 4,407  
Administrative log entries.**

# Officers Assaulted Report

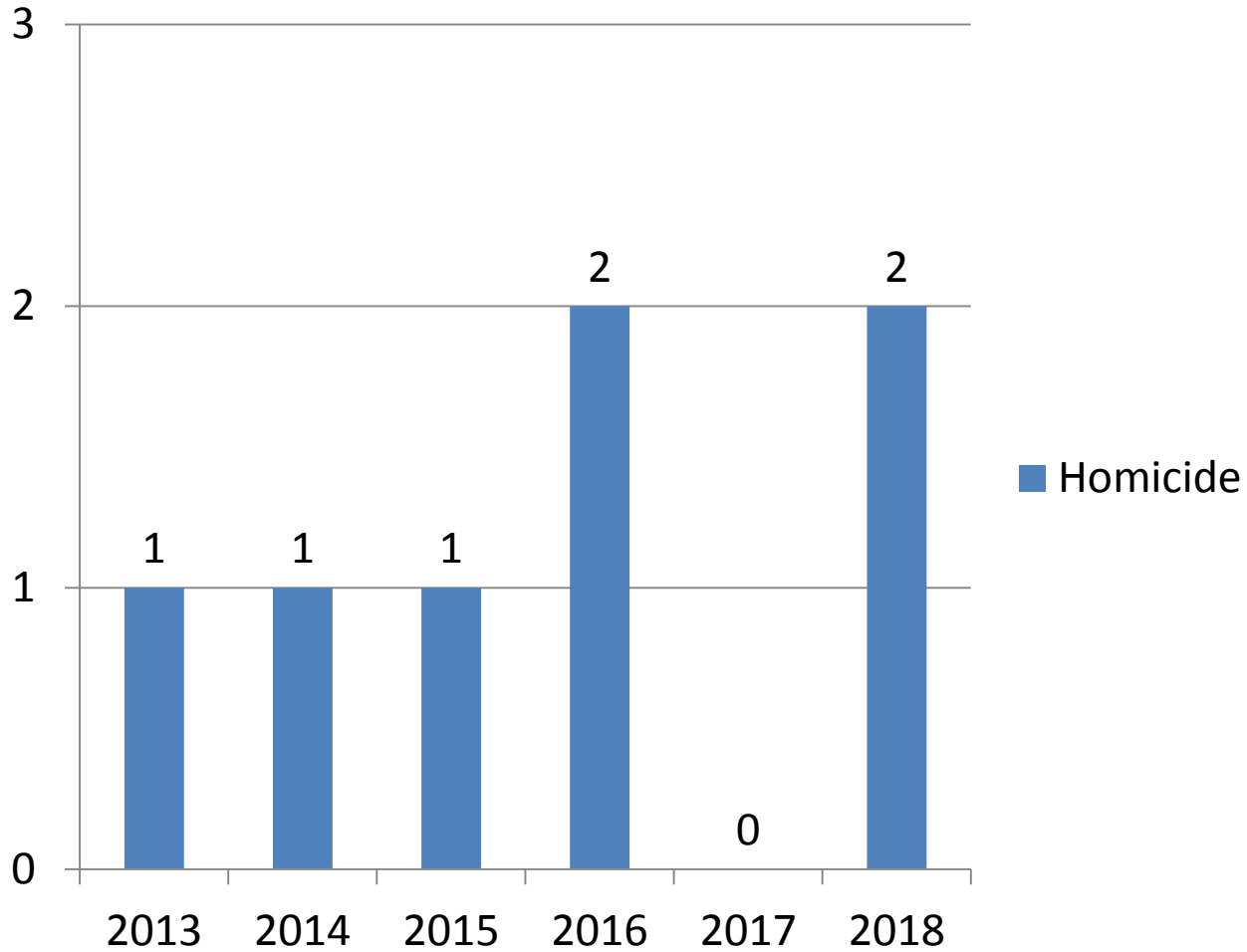
There were 108 police officers assaulted in 2018.

This is a 35% Decrease from last year.

	<u>2017</u>	<u>2018</u>
January	27	10
February	10	7
March	15	8
April	18	10
May	5	6
June	18	7
July	18	11
August	17	12
September	8	10
October	2	8
November	21	11
December	8	8
	167	108

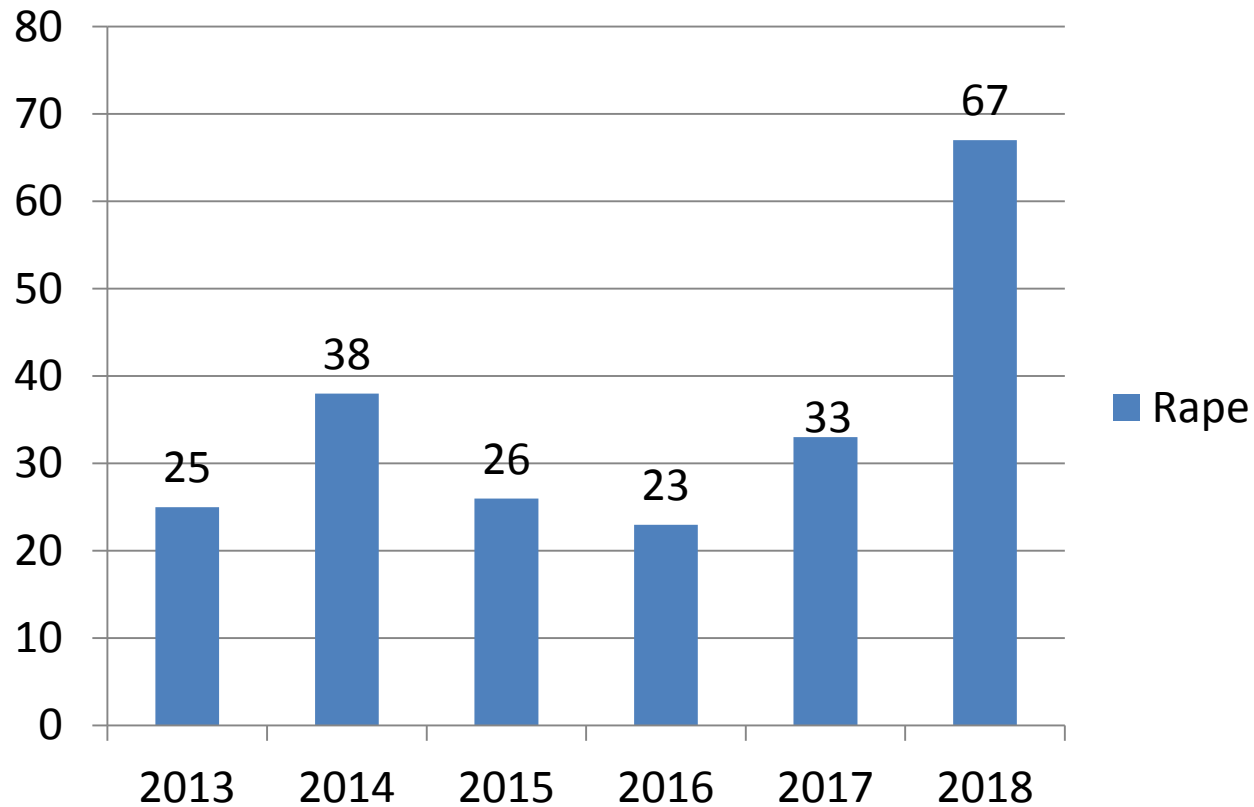
# UCR Summary Six Year Comparison Homicide Offenses

Increased 200% in 2018



# UCR Summary Six Year Comparison Rape Offenses

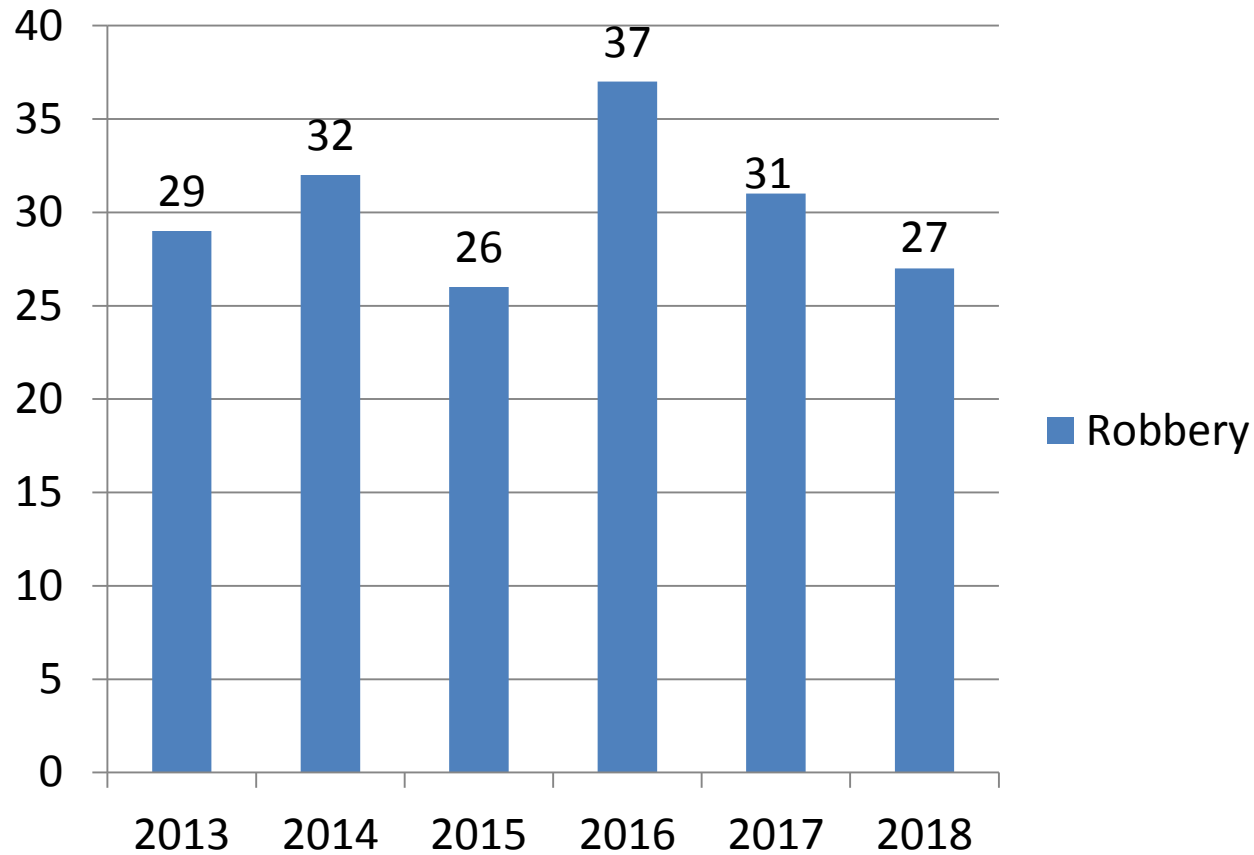
Increased 103% in 2018



# UCR Summary Six Year Comparison

## Robbery Offenses

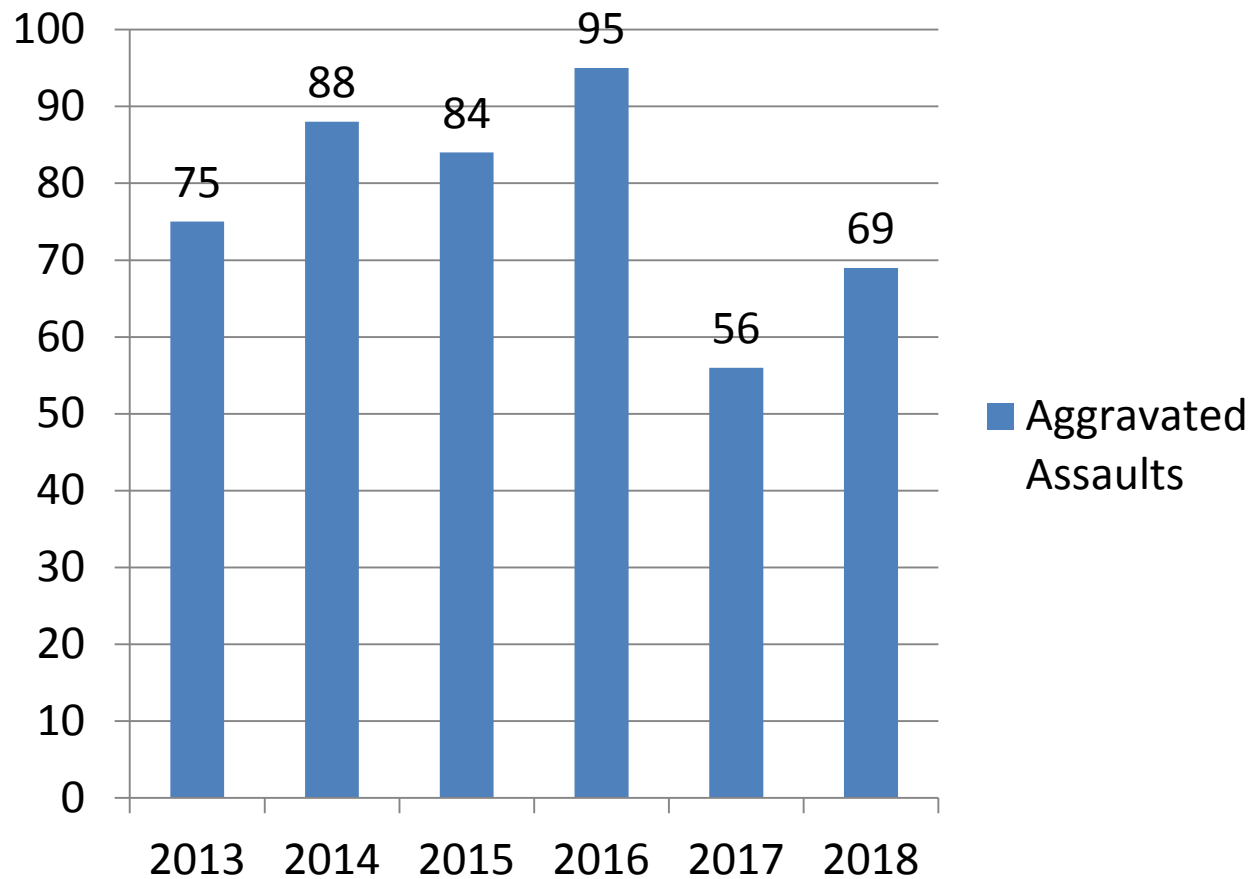
Decreased 12% in 2018





# UCR Summary Six Year Comparison Aggravated Assault Offenses

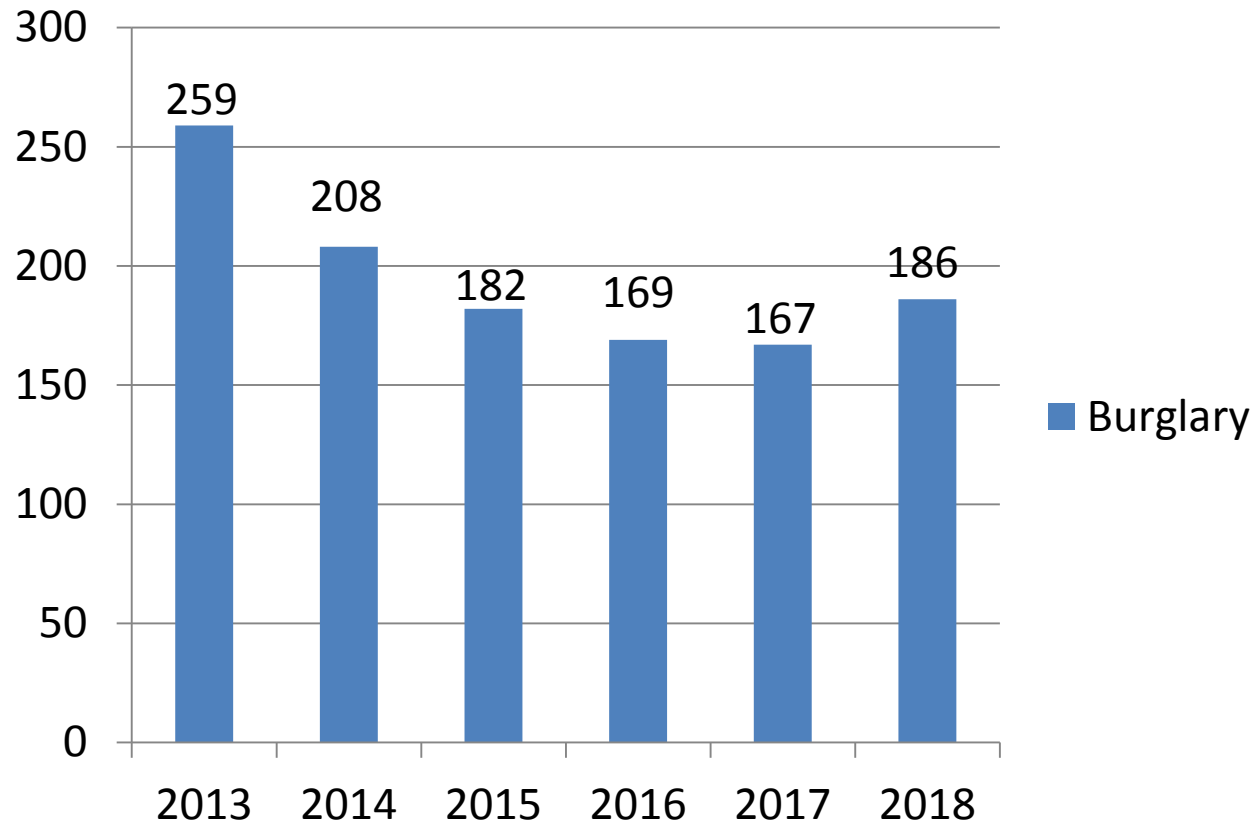
Increased 23% in 2018



# UCR Summary Six Year Comparison

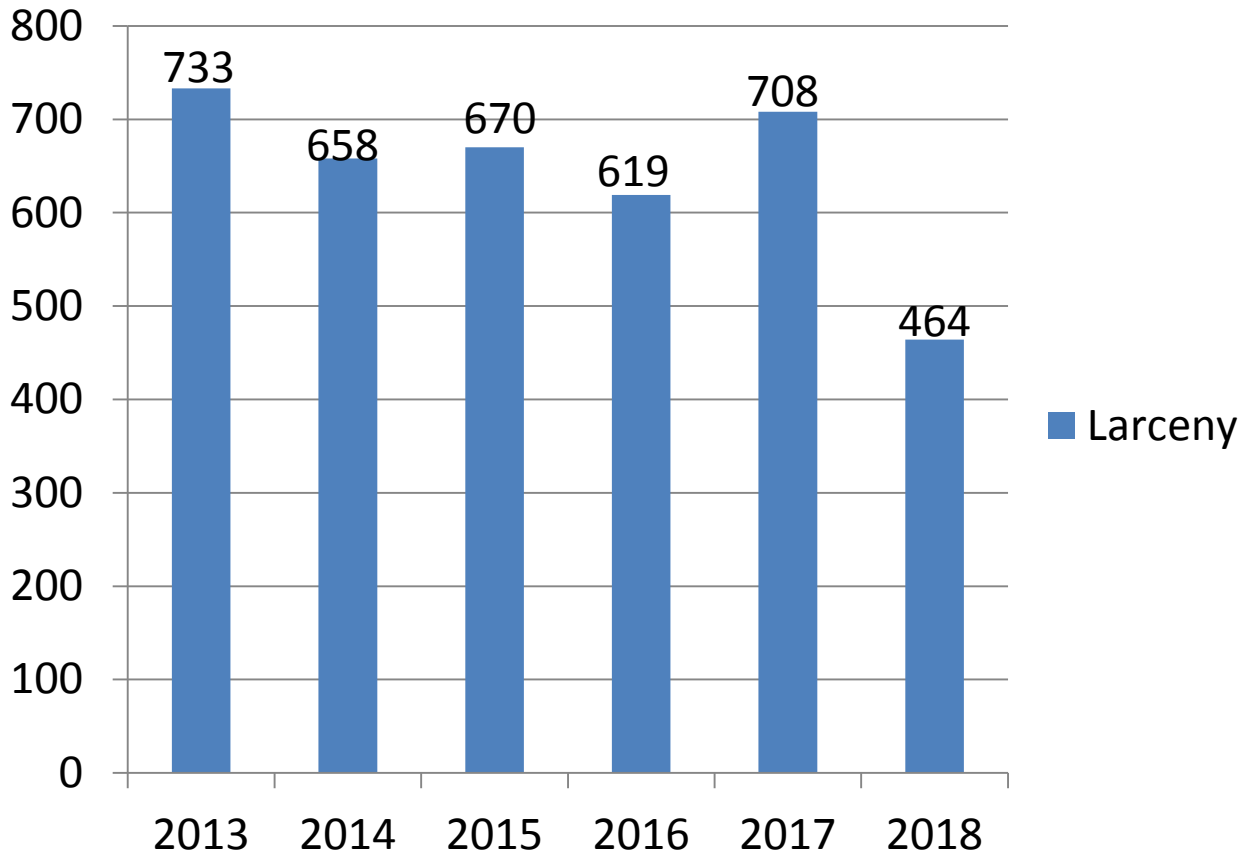
## Burglary Offenses

Increased 11% in 2018



# UCR Summary Six Year Comparison Larceny Offenses

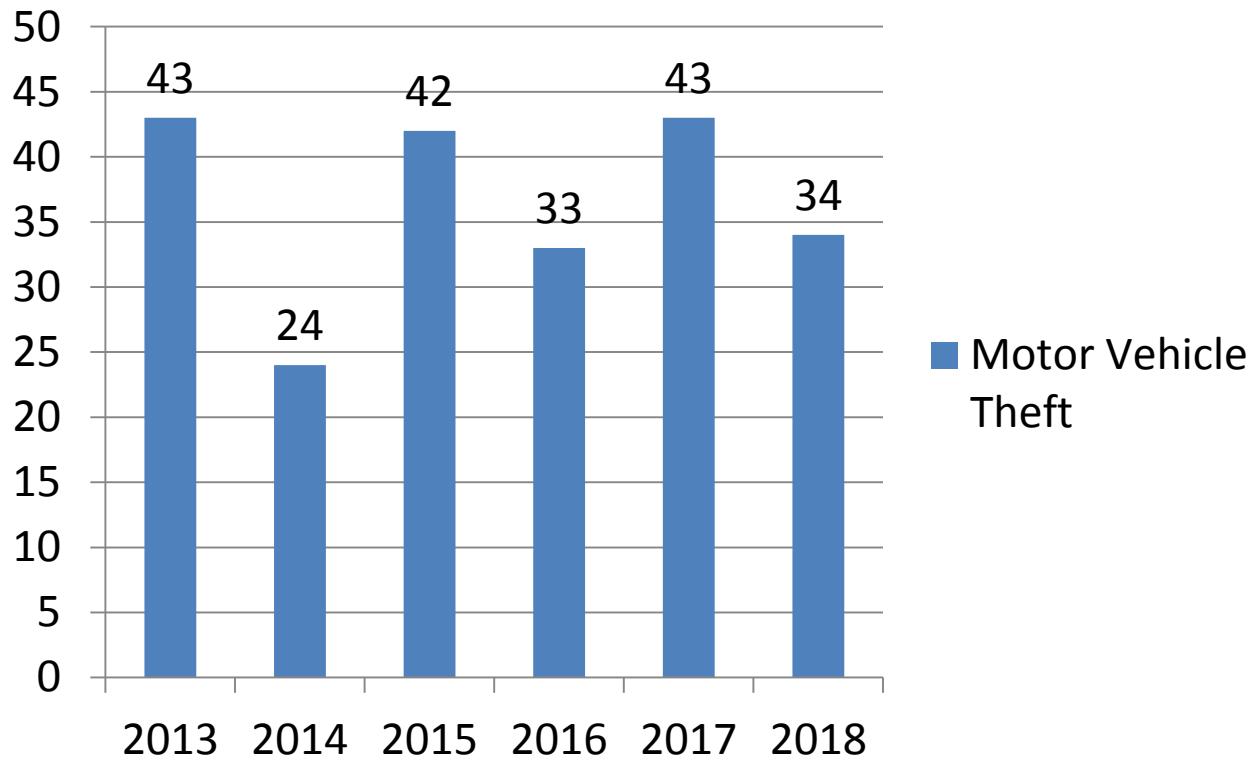
Decreased 34% in 2018



# UCR Summary Six Year Comparison

## Motor Vehicle Theft Offenses

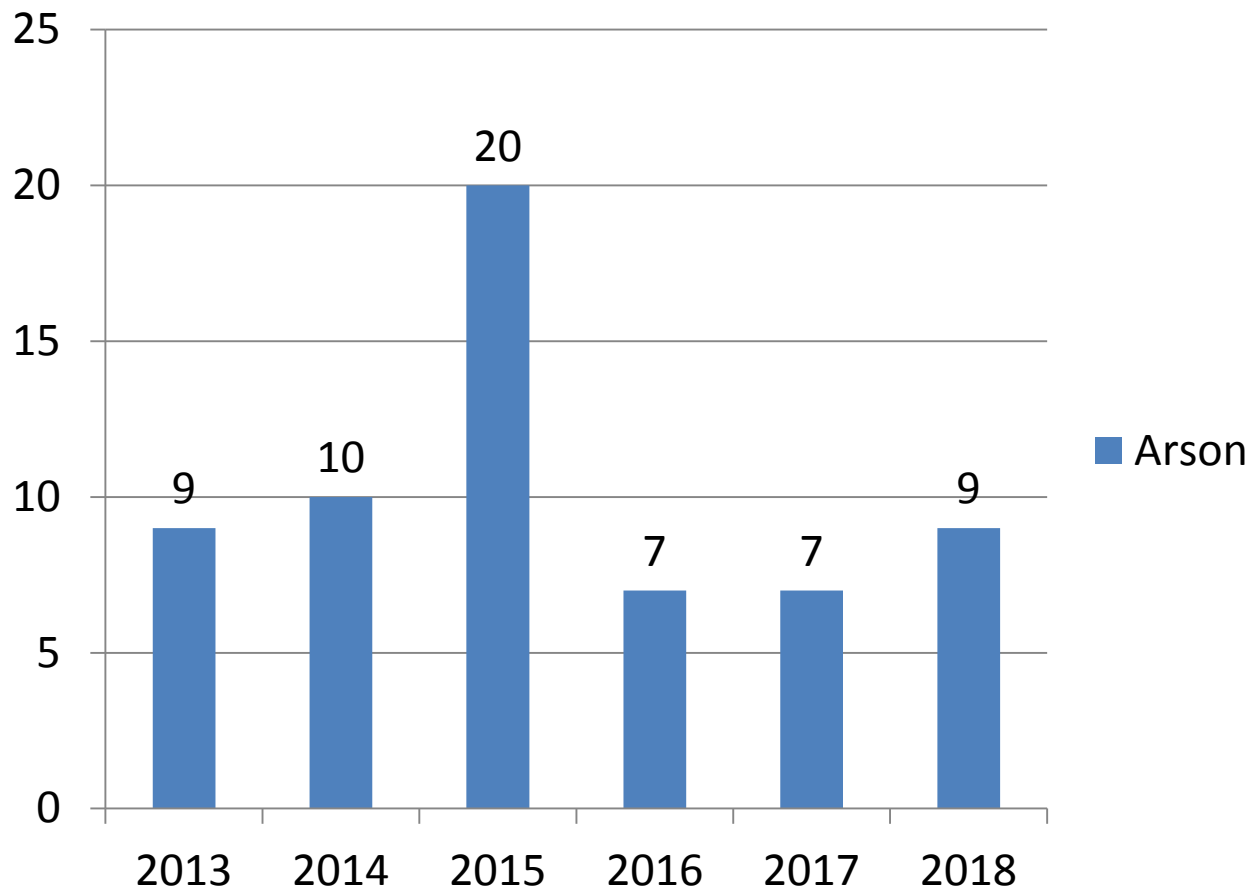
Decreased 20% in 2018



# UCR Summary Six Year Comparison




## Arson Offenses

Increased 28% in 2018



<b>Part II Offenses</b>	<b>2013</b>	<b>2014</b>	<b>2015</b>	<b>2016</b>	<b>2017</b>	<b>2018</b>
Other Assaults	940	960	901	899	909	749
Forgery	40	30	37	38	32	23
Fraud	154	137	138	162	164	145
Embezzlement	0	1	1	1	1	3
Receiving Stolen Prop	7	6	10	6	7	8
Vandalism	141	123	116	111	93	261
Weapons-Carrying-Possession	16	19	18	9	10	12
Vice	0	2	2	1	0	1
Sex Offenses	59	48	63	41	55	67
Drug Violations	379	465	475	431	356	375
Gambling	0	0	0	0	0	0
Offense Against Family & Child	24	16	11	34	26	32
DUI	174	217	191	170	130	120
Liquor Laws	85	121	57	60	42	25
Public Drunk	215	239	182	134	119	102
Disorderly Conduct	46	56	38	33	45	54
Vagrancy	0	0	0	0	0	0
All others	554	560	526	463	491	387
<b>TOTALS</b>	<b>4009</b>	<b>4059</b>	<b>3817</b>	<b>3579</b>	<b>3525</b>	<b>3222</b>

# UCR Offense Comparison

Part I Offenses:	<u>2017</u> 1045	<u>2018</u> 858	 17.9 % in 2018
Part II Offenses:	<u>2017</u> 2480	<u>2018</u> 2364	 4.7 % in 2018
Total Crime Rate:	<u>2017</u> 3525	<u>2018</u> 3222	 8.6 % in 2018

# Clearance Rate 2018

Part I Offenses

858

Clearances

243

% Rate

28.3%

Part II Offenses

2364

Clearances

1660

% Rate

70.2%

Total Part I & II Offenses

3222

Total Clearances

1903

Overall % Rate

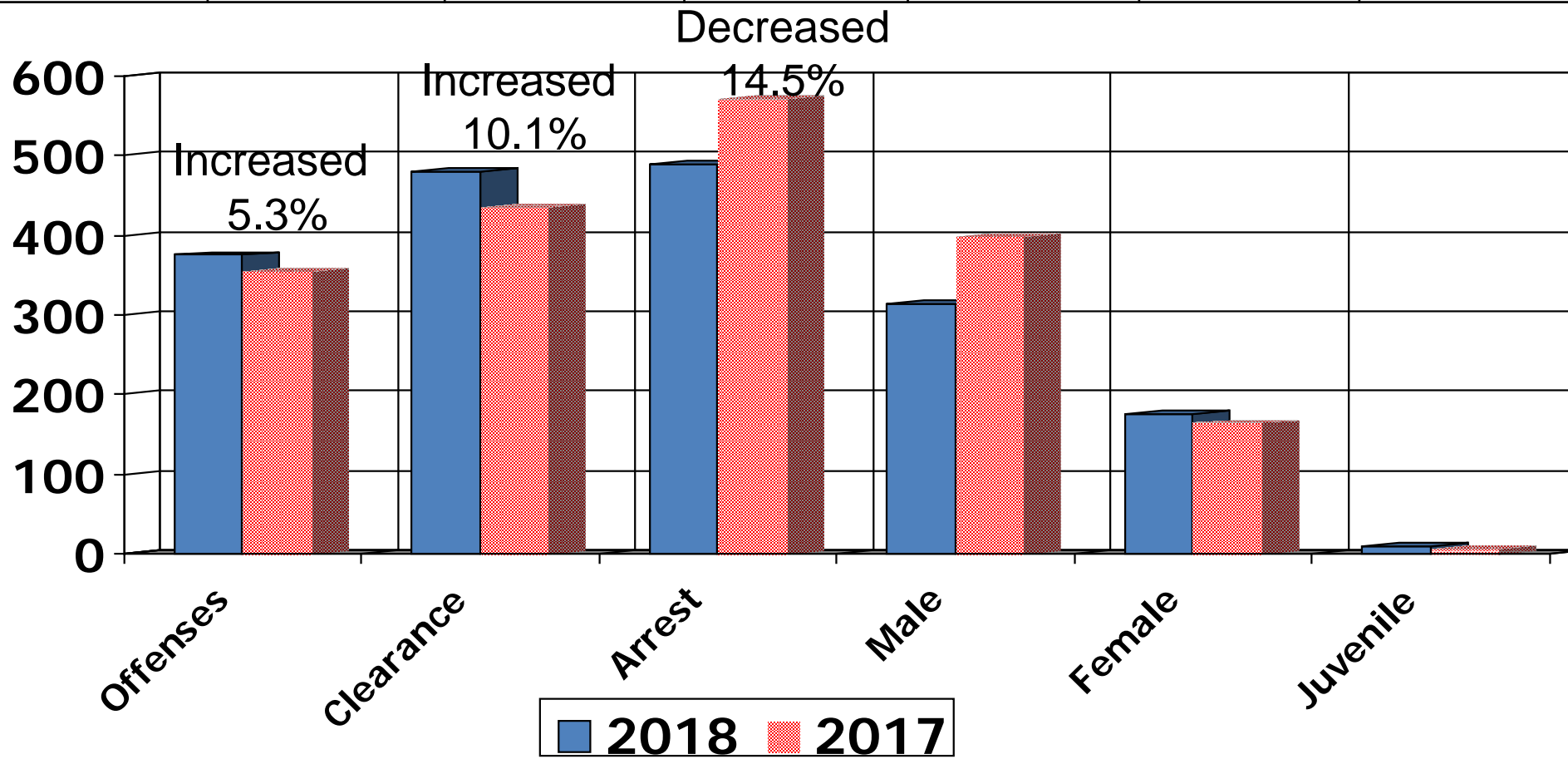
59.1%



# Six Year Drug Statistics

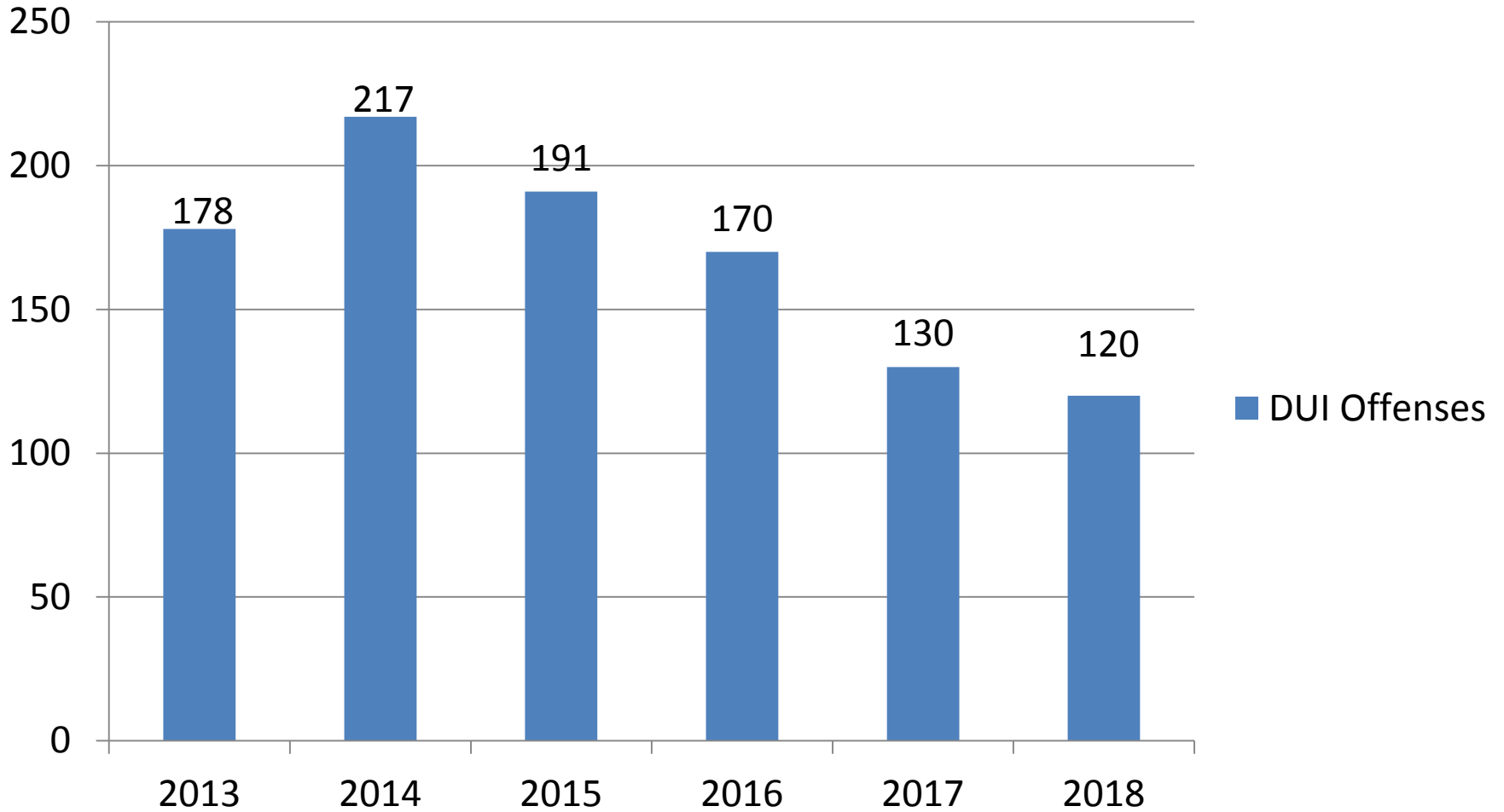
Year	Drug Offense	Drug Clearance	Drug Arrest	Male	Female	Juvenile
2013	379	297	344	269	75	11
2014	465	453	556	400	156	16
2015	475	377	488	346	142	13
2016	431	438	569	399	170	7
2017	356	436	572	400	165	7
2018	375	388	489	313	176	9

Year	Drug Offense	Drug Clearance	Drug Arrest	Male	Female	Juvenile
2018	375	480	489	313	176	9
2017	356	436	572	400	165	7



# SIX YEAR DUI STATISTICS

Decreased 8% in 2018



# Traffic Enforcement 2018

	<u>2017</u>	<u>2018</u>
Vascar Citations issued	779	491
Parking Citations issued	82	97
Other Vehicle Citations issued	<u>2854</u>	<u>2104</u>
Total Citations issued	3715	2692
Parking Tickets issued	455	328
Parking Tickets voided	12	3
Parking Tickets Paid	338	237
Total Parking Tickets paid	\$8,450.00	\$6,090.00

# Abandoned Vehicle Report 2018

	<u>2017</u>	<u>2018</u>
Abandoned vehicles notices applied:	132	591
Abandoned vehicles towed:	44	39
Vehicles moved after personal contact:	144	267
Vehicles moved after notice applied and/or certified sent:	127	75
Extension granted:	50	37
Action pending- vehicles awaiting state mandated time limit:	42	103
Dumpsters inspected and approved for Code Enforcement:	33	53
Utility trailers moved from streets after personal contact:	23	39
Copies of trailers ordinance mailed to owners:	12	36
Vehicles moved from private property to assist Code Enforcement:	6	0
Vehicles moved from private property to assist property owner:	19	64

# Animal Enforcement Report 2018

	<u>2017</u>	<u>2018</u>
Complaints Received:	2314	593
Animals Found:	166	31
Animals Lost:	225	183
Animals hit by vehicle:	16	6
Dog bite cases:	9	10
Animals adopted out:	0	0
Warning given:	6	20
Letters sent:	0	0
Wild animal calls:	144	30
Hearing at Magistrate's Office:	3	1
Citations issued:	12	4
Seminars given:	0	0
Dangerous dogs put to sleep:	0	0
Dogs taken to Humane Society:	72	20

# Traffic Accident Report 2018

Number of accidents investigated requiring an  
accident report being done: 1100

Number of accidents investigated requiring an  
officer's assistance exchanging information: 271

Fatalities: 0

## **2018 DUI Statistics**

Accident related DUI:	38
Non-accident related DUI:	106
Total Driving under the Influence:	143

# 2018 Highlights

- Hired 2 officers to fill vacancies
- TraCS system (Electronic citations) equipment/software installed in patrol vehicles
- Interview Room set up with WatchGuard audio/video recording system
- Involved in over 30 Special Events
- Participated in the Special Olympics Polar Plunge
- Provided security for the 3 day Pennsylvania Roundhouse Rally
- Participated in the Special Olympics Torch Run
- Sponsored the 2nd National Night Out Against Crime held in Heritage Plaza
- Participated in 3rd Annual Zombietown USA and the 2nd Altoona Halloween Parade
- Conducted several tours of the Police Department
- Continued to connect with the community through our Facebook page which now has over 49,526 “likes”



# 2018 Training

## All Officers:

- MPOETC Mandatory Training
- Firearms Training
- Defensive Tactics
- Active Shooter Training
- Naloxone Training
- TraCS Training (Patrol Officers)

## Some of the training we were able to send officers to:

- PSP Leadership Development Program (3 weeks)
- Social Networking
- High Risk Warrant Service
- Technical Collision Investigation
- Standard Field Sobriety Test Instructor
- Media Relations and the PIO
- Background Investigations
- Advanced Practical Homicide Investigation
- VASCAR Training
- Active Shooter Instructor Training
- Vehicle Search and Seizure
- Drug Recognition Expert Training
- SIG Armorer School
- Total Station Training
- Interview and Interrogation
- Rifle Instructor School
- 40 Hour Crisis Intervention Training
- Taser Instructor Training
- Opioid Overdose Death Investigations

Reported incidents in the city can be viewed on a map and in list form on the website:

[www.CrimeReports.com](http://www.CrimeReports.com)

# Altoona Police Department

**“Protecting and serving the citizens of Altoona”**



Thank you  
Janice J. Freehling  
Chief of Police